



2008-2009 GMT Quarterly Report for District (or Undistricted) **District 2 T1**



GMT: **LELAND KOLKMEYER**

Location: **TEXAS**

GMT CA: **1 & 2**

CLUBS

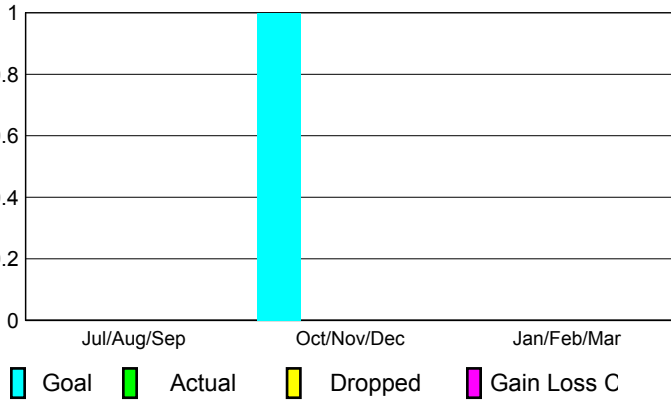
Club Results 2008-2009

Clubs 2007-2008

Month	New Club Goal	Actual New Clubs	Actual Dropped Clubs	Gain/Loss of Clubs	Gain/Loss of Clubs
Jul/Aug/Sep	0	0	0	0	0
Oct/Nov/Dec	1	0	0	0	-1
Jan/Feb/Mar	0	0	0	0	0
Totals	1	0	0	0	-1

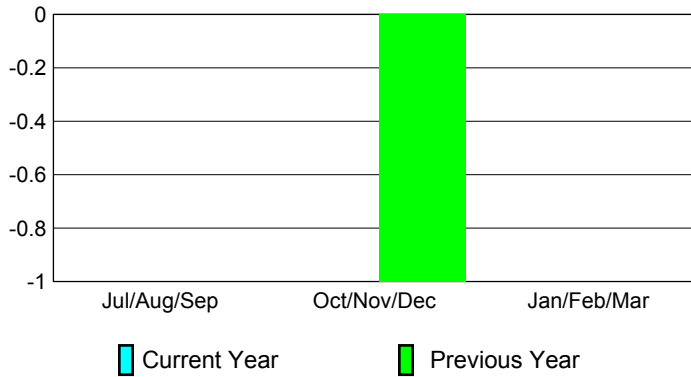
Club Results 2008-2009

Goal, New, Dropped, Gain/Loss



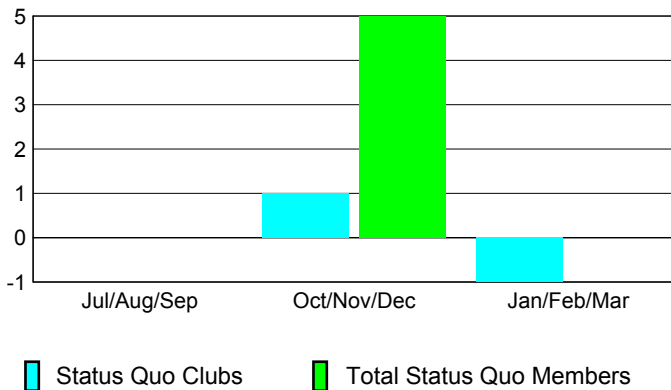
Comparison of Club Gain/Loss

Current Year Compared to the Previous Year



YTD Status Quo Clubs 2008-2009

Status Quo Clubs Compared to Status Quo Members



MEMBERSHIP

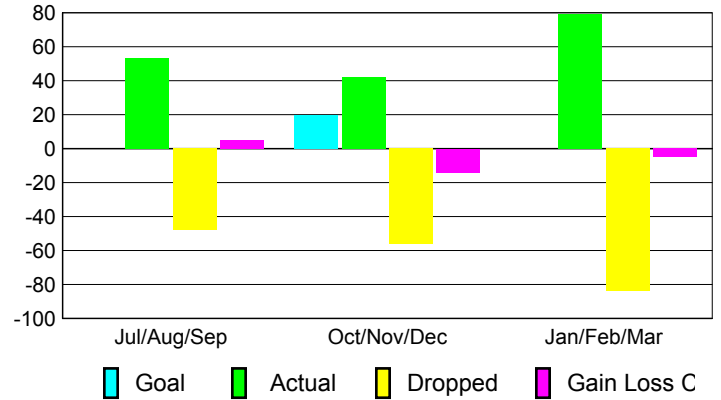
Membership Results 2008-2009

Membership 2007-2008

Month	Net Memb Goal	Actual New Memb	Actual Dropped Memb	Gain/Loss of Memb	Gain/Loss of Memb
Jul/Aug/Sep	0	53	-48	5	-25
Oct/Nov/Dec	20	42	-56	-14	-5
Jan/Feb/Mar	0	79	-84	-5	-21
Totals	20	174	-188	-14	-51

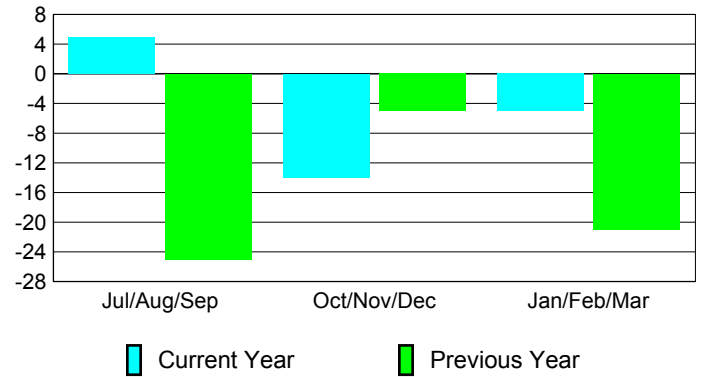
Membership Results 2008-2009

Goal, New, Dropped, Gain/Loss

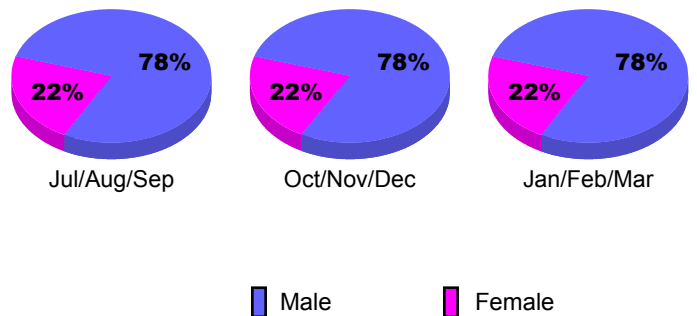


Comparison of Membership Gain/Loss

Current Year Compared to the Previous Year



Gender Comparison 2008-2009





2008-2009 GMT Quarterly Report for District (or Undistricted) **District 2 T2**



GMT: **LELAND KOLKMEYER**

Location: **TEXAS**

GMT CA: **1 & 2**

CLUBS

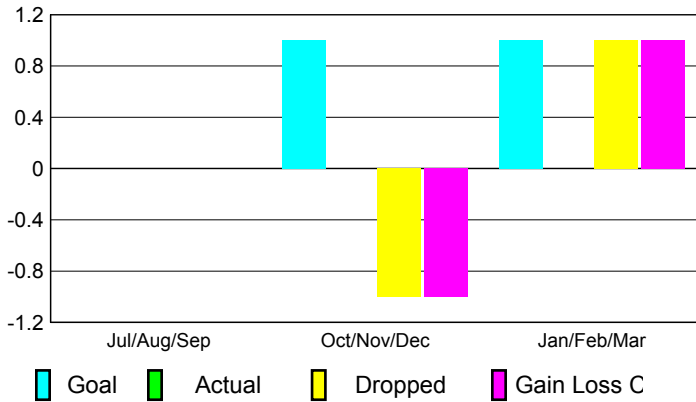
Club Results 2008-2009

Clubs 2007-2008

Month	New Club Goal	Actual New Clubs	Actual Dropped Clubs	Gain/Loss of Clubs	Gain/Loss of Clubs
Jul/Aug/Sep	0	0	0	0	0
Oct/Nov/Dec	1	0	-1	-1	-3
Jan/Feb/Mar	1	0	1	1	-2
Totals	2	0	0	0	-5

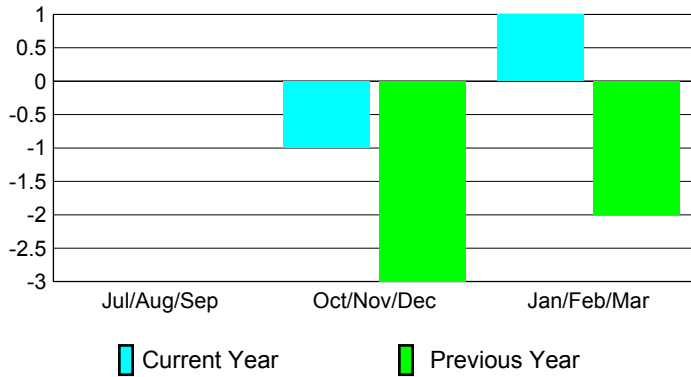
Club Results 2008-2009

Goal, New, Dropped, Gain/Loss



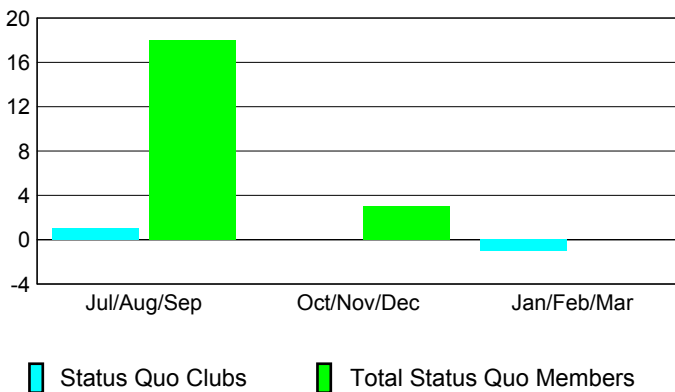
Comparison of Club Gain/Loss

Current Year Compared to the Previous Year



YTD Status Quo Clubs 2008-2009

Status Quo Clubs Compared to Status Quo Members



MEMBERSHIP

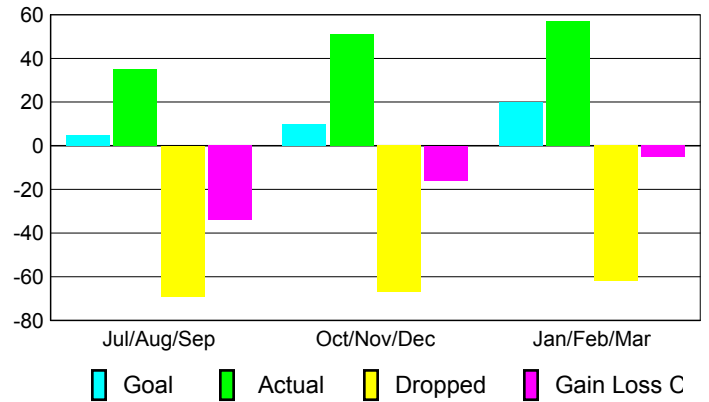
Membership Results 2008-2009

Membership 2007-2008

Month	Net Memb Goal	Actual New Memb	Actual Dropped Memb	Gain/Loss of Memb	Gain/Loss of Memb
Jul/Aug/Sep	5	35	-69	-34	-14
Oct/Nov/Dec	10	51	-67	-16	-64
Jan/Feb/Mar	20	57	-62	-5	-32
Totals	35	143	-198	-55	-110

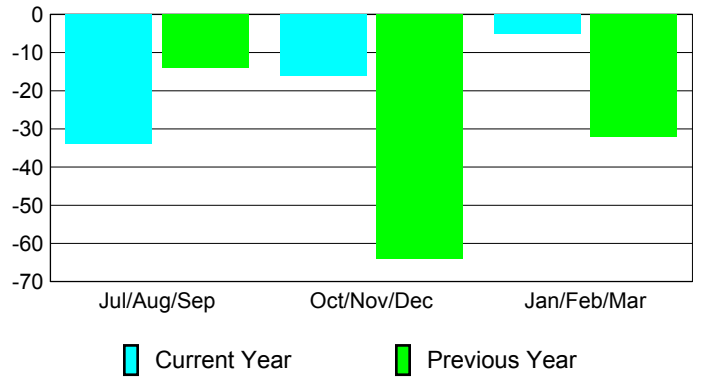
Membership Results 2008-2009

Goal, New, Dropped, Gain/Loss

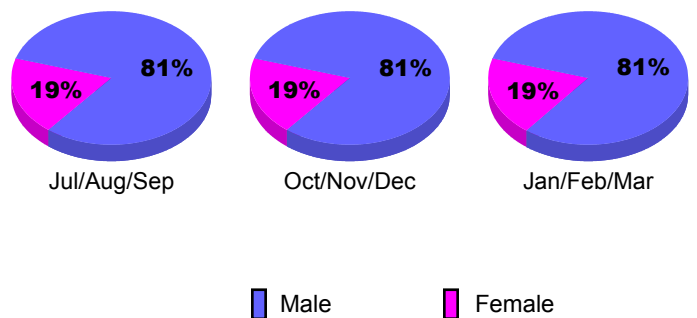


Comparison of Membership Gain/Loss

Current Year Compared to the Previous Year



Gender Comparison 2008-2009





2008-2009 GMT Quarterly Report for District (or Undistricted) **District 2 T3**



GMT: **LELAND KOLKMEYER**

Location: **TEXAS**

GMT CA: **1 & 2**

CLUBS

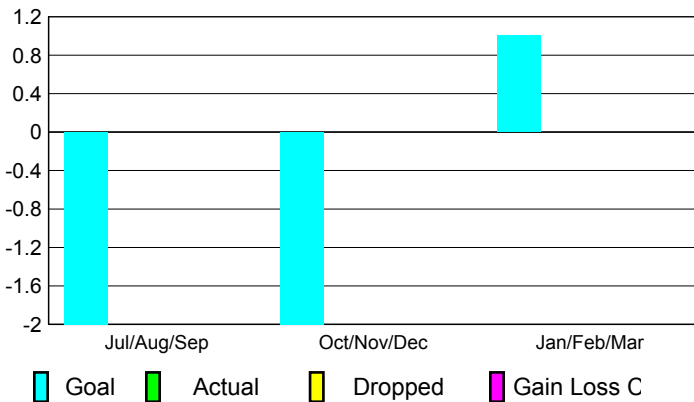
Club Results 2008-2009

Clubs 2007-2008

Month	New Club Goal	Actual New Clubs	Actual Dropped Clubs	Gain/Loss of Clubs	Gain/Loss of Clubs
Jul/Aug/Sep	-2	0	0	0	0
Oct/Nov/Dec	-2	0	0	0	0
Jan/Feb/Mar	1	0	0	0	-1
Totals	-3	0	0	0	-1


Club Results 2008-2009

Goal, New, Dropped, Gain/Loss




Comparison of Club Gain/Loss

Current Year Compared to the Previous Year



YTD Status Quo Clubs 2008-2009

Status Quo Clubs Compared to Status Quo Members



MEMBERSHIP

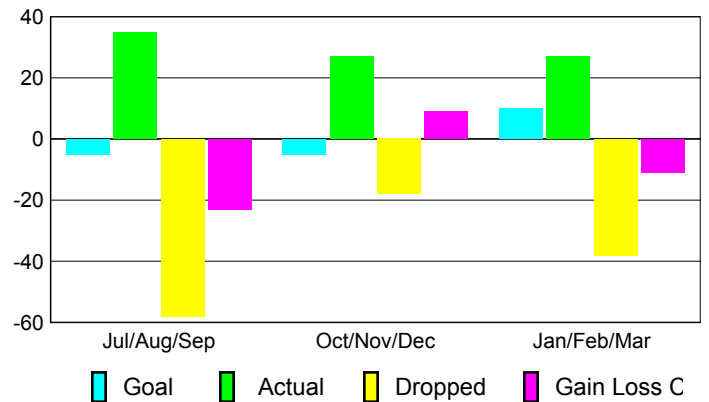
Membership Results 2008-2009

Membership 2007-2008

Month	Net Memb Goal	Actual New Memb	Actual Dropped Memb	Gain/Loss of Memb	Gain/Loss of Memb
Jul/Aug/Sep	-5	35	-58	-23	20
Oct/Nov/Dec	-5	27	-18	9	-34
Jan/Feb/Mar	10	27	-38	-11	-20
Totals	0	89	-114	-25	-34

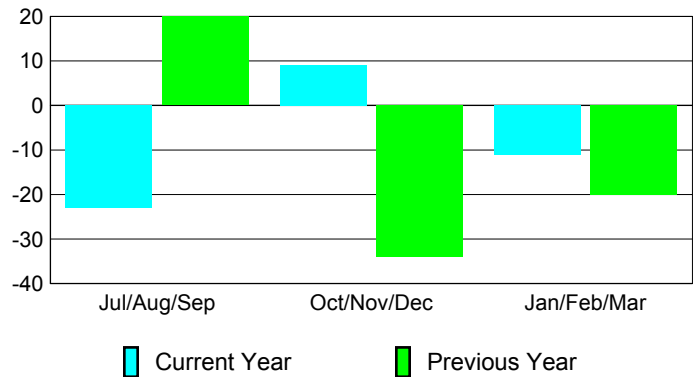
Membership Results 2008-2009

Goal, New, Dropped, Gain/Loss

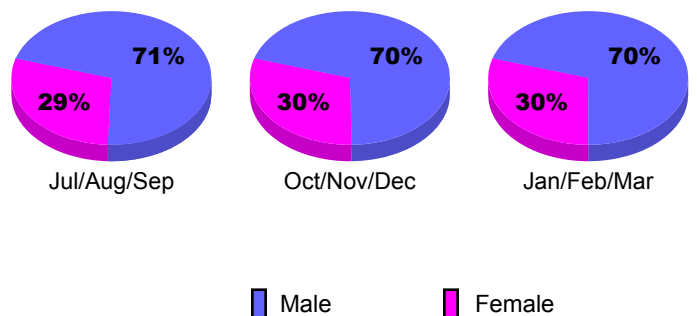


Comparison of Membership Gain/Loss

Current Year Compared to the Previous Year



Gender Comparison 2008-2009





2008-2009 GMT Quarterly Report for District (or Undistricted) **District 2 E1**



GMT: **LELAND KOLKMEYER**

Location: **TEXAS**

GMT CA: **1 & 2**

CLUBS

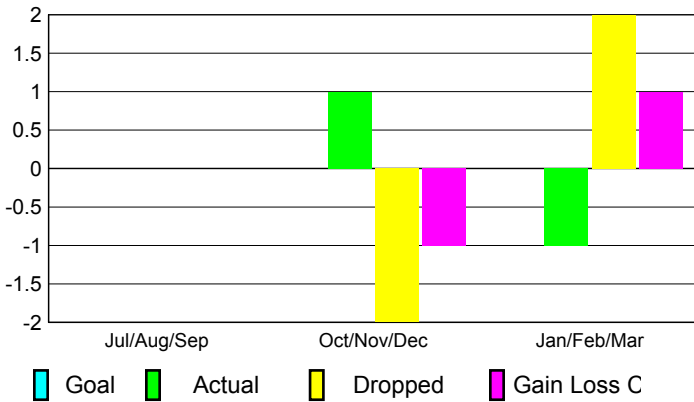
Club Results 2008-2009

Clubs 2007-2008

Month	New Club Goal	Actual New Clubs	Actual Dropped Clubs	Gain/Loss of Clubs	Gain/Loss of Clubs
Jul/Aug/Sep	0	0	0	0	0
Oct/Nov/Dec	0	1	-2	-1	0
Jan/Feb/Mar	0	-1	2	1	0
Totals	0	0	0	0	0

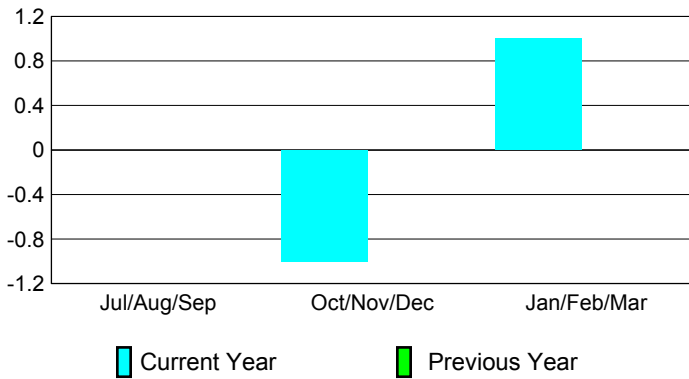
Club Results 2008-2009

Goal, New, Dropped, Gain/Loss



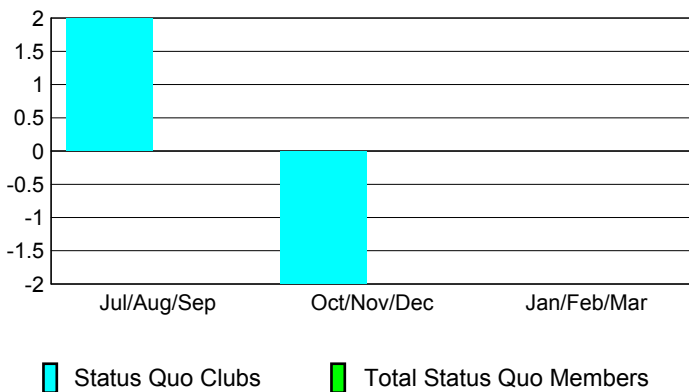
Comparison of Club Gain/Loss

Current Year Compared to the Previous Year



YTD Status Quo Clubs 2008-2009

Status Quo Clubs Compared to Status Quo Members



MEMBERSHIP

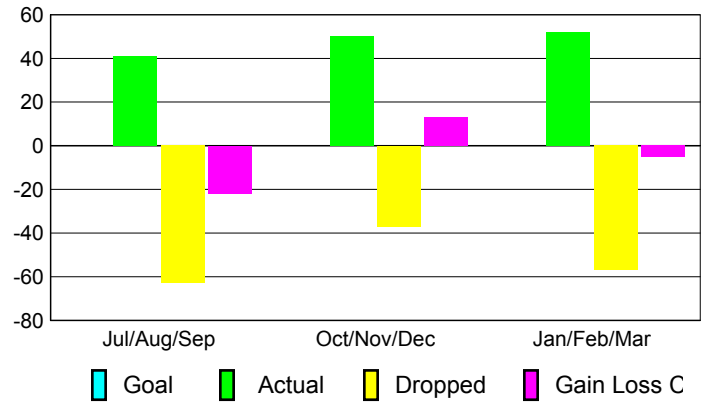
Membership Results 2008-2009

Membership 2007-2008

Month	Net Memb Goal	Actual New Memb	Actual Dropped Memb	Gain/Loss of Memb	Gain/Loss of Memb
Jul/Aug/Sep	0	41	-63	-22	-3
Oct/Nov/Dec	0	50	-37	13	-9
Jan/Feb/Mar	0	52	-57	-5	4
Totals	0	143	-157	-14	-8

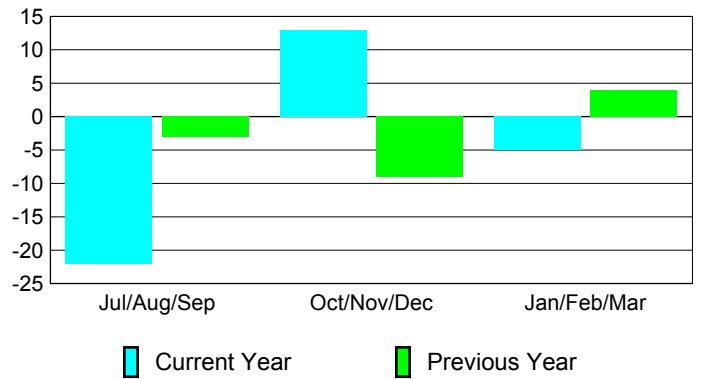
Membership Results 2008-2009

Goal, New, Dropped, Gain/Loss

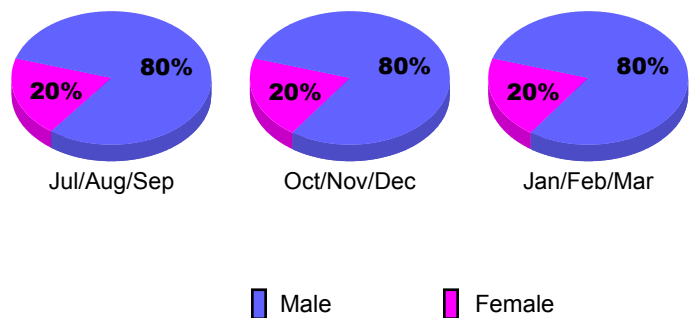


Comparison of Membership Gain/Loss

Current Year Compared to the Previous Year



Gender Comparison 2008-2009





2008-2009 GMT Quarterly Report for District (or Undistricted) **District 2 E2**



GMT: **LELAND KOLKMEYER**

Location: **TEXAS**

GMT CA: **1 & 2**

CLUBS

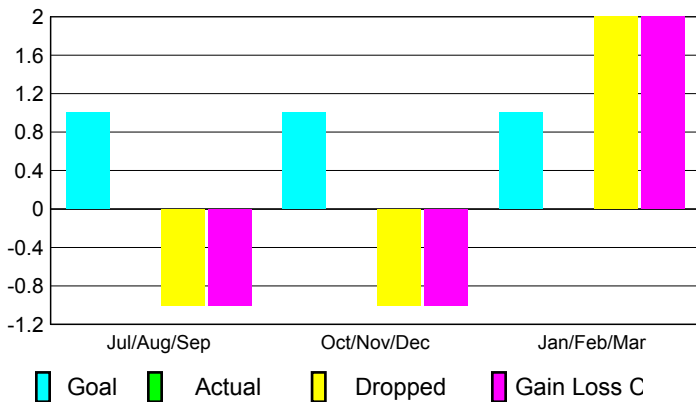
Club Results 2008-2009

Clubs 2007-2008

Month	New Club Goal	Actual New Clubs	Actual Dropped Clubs	Gain/Loss of Clubs	Gain/Loss of Clubs
Jul/Aug/Sep	1	0	-1	-1	0
Oct/Nov/Dec	1	0	-1	-1	-1
Jan/Feb/Mar	1	0	2	2	-1
Totals	3	0	0	0	-2

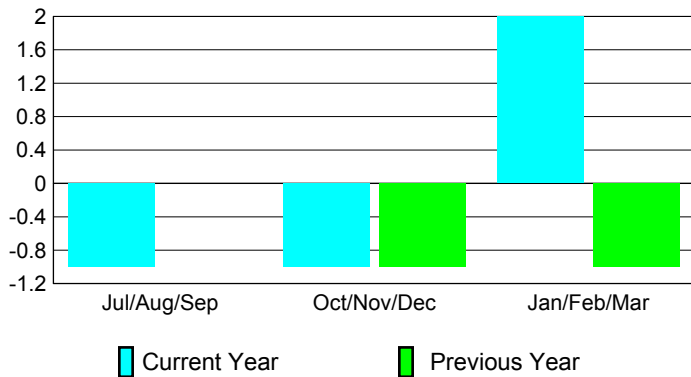
Club Results 2008-2009

Goal, New, Dropped, Gain/Loss



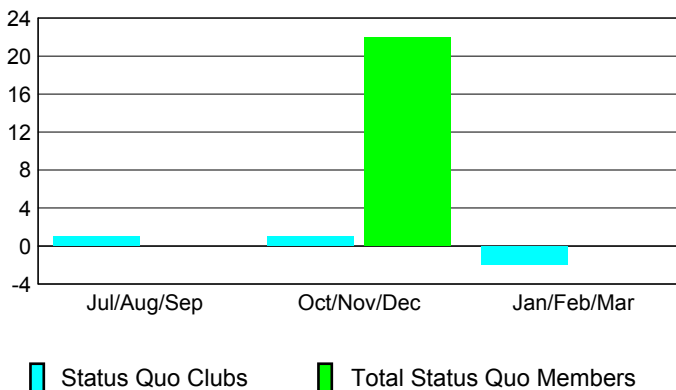
Comparison of Club Gain/Loss

Current Year Compared to the Previous Year



YTD Status Quo Clubs 2008-2009

Status Quo Clubs Compared to Status Quo Members



MEMBERSHIP

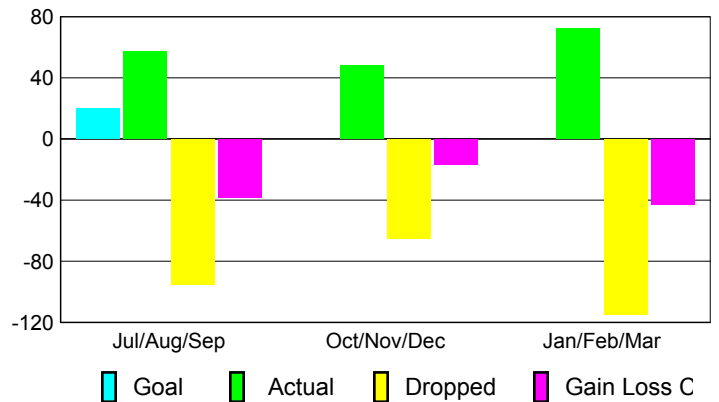
Membership Results 2008-2009

Membership 2007-2008

Month	Net Memb Goal	Actual New Memb	Actual Dropped Memb	Gain/Loss of Memb	Gain/Loss of Memb
Jul/Aug/Sep	20	57	-95	-38	-19
Oct/Nov/Dec	0	48	-65	-17	3
Jan/Feb/Mar	0	72	-115	-43	-22
Totals	20	177	-275	-98	-38

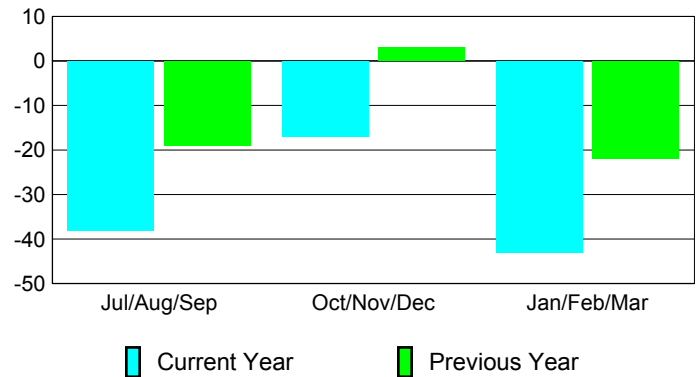
Membership Results 2008-2009

Goal, New, Dropped, Gain/Loss

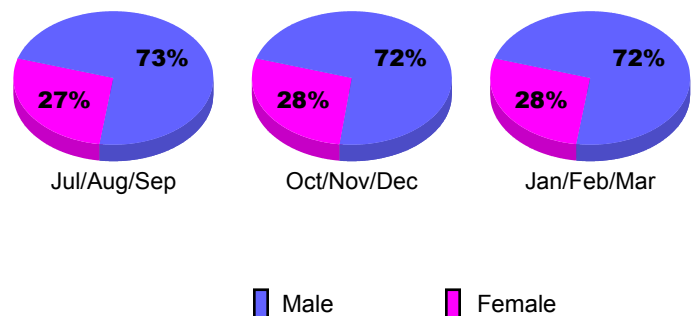


Comparison of Membership Gain/Loss

Current Year Compared to the Previous Year



Gender Comparison 2008-2009





2008-2009 GMT Quarterly Report for District (or Undistricted) **District 2 X1**



GMT: **LELAND KOLKMEYER**

Location: **TEXAS**

GMT CA: **1 & 2**

CLUBS

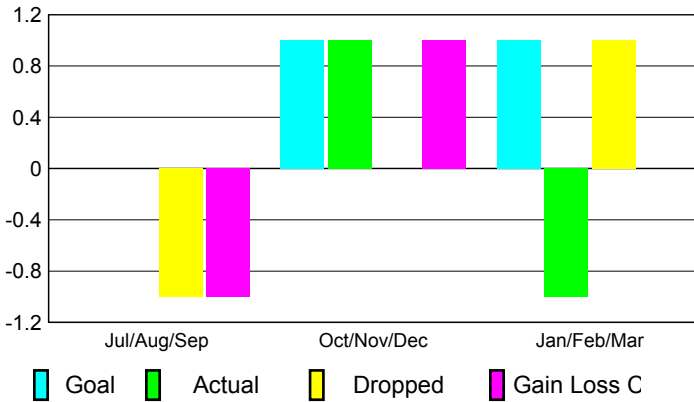
Club Results 2008-2009

Clubs 2007-2008

Month	New Club Goal	Actual New Clubs	Actual Dropped Clubs	Gain/Loss of Clubs	Gain/Loss of Clubs
Jul/Aug/Sep	0	0	-1	-1	0
Oct/Nov/Dec	1	1	0	1	0
Jan/Feb/Mar	1	-1	1	0	1
Totals	2	0	0	0	1

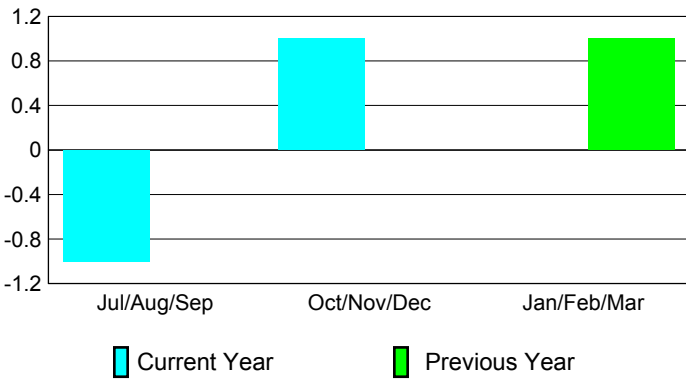
Club Results 2008-2009

Goal, New, Dropped, Gain/Loss



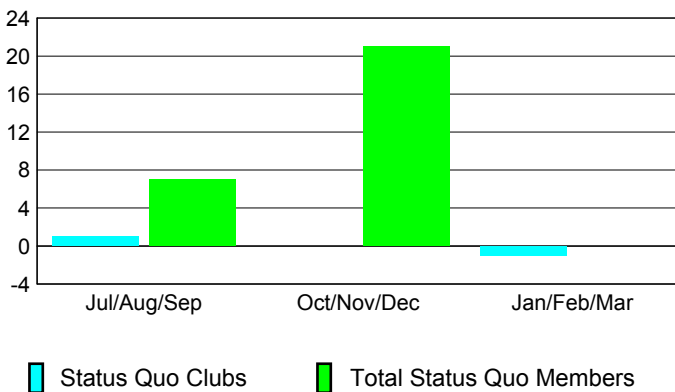
Comparison of Club Gain/Loss

Current Year Compared to the Previous Year



YTD Status Quo Clubs 2008-2009

Status Quo Clubs Compared to Status Quo Members



MEMBERSHIP

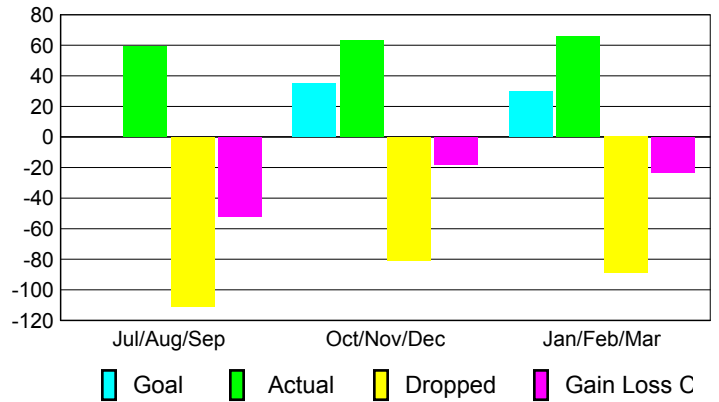
Membership Results 2008-2009

Membership 2007-2008

Month	Net Memb Goal	Actual New Memb	Actual Dropped Memb	Gain/Loss of Memb	Gain/Loss of Memb
Jul/Aug/Sep	0	59	-111	-52	19
Oct/Nov/Dec	35	63	-81	-18	37
Jan/Feb/Mar	30	66	-89	-23	-4
Totals	65	188	-281	-93	52

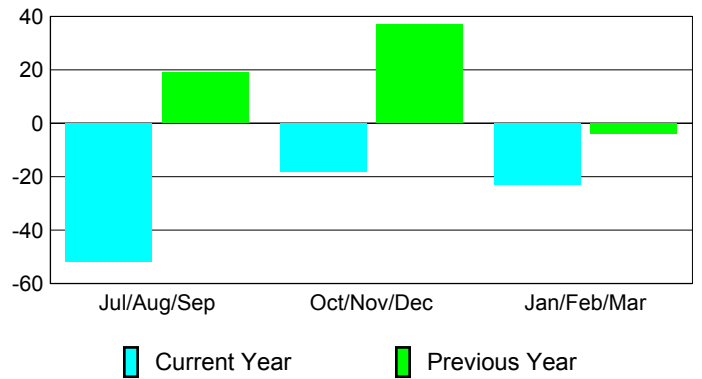
Membership Results 2008-2009

Goal, New, Dropped, Gain/Loss

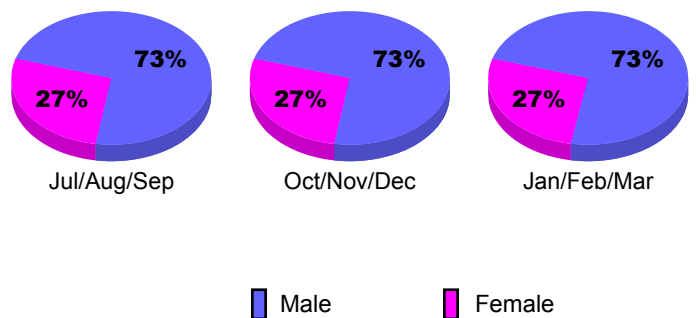


Comparison of Membership Gain/Loss

Current Year Compared to the Previous Year



Gender Comparison 2008-2009





2008-2009 GMT Quarterly Report for District (or Undistricted) **District 2 X2**



GMT: **LELAND KOLKMEYER**

Location: **TEXAS**

GMT CA: **1 & 2**

CLUBS

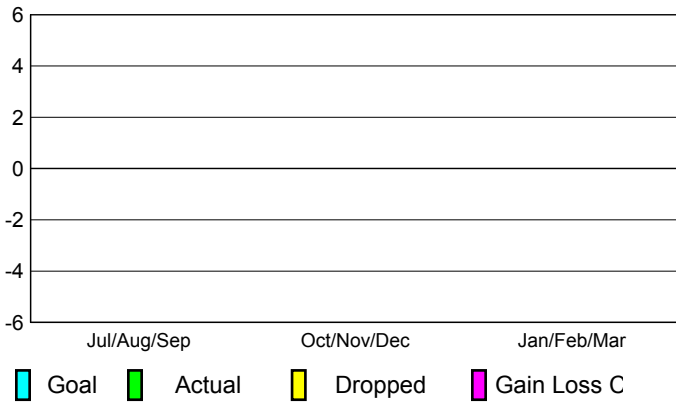
Club Results 2008-2009

Clubs 2007-2008

Month	New Club Goal	Actual New Clubs	Actual Dropped Clubs	Gain/Loss of Clubs	Gain/Loss of Clubs
Jul/Aug/Sep	0	0	0	0	0
Oct/Nov/Dec	0	0	0	0	0
Jan/Feb/Mar	0	0	0	0	0
Totals	0	0	0	0	0


Club Results 2008-2009

Goal, New, Dropped, Gain/Loss



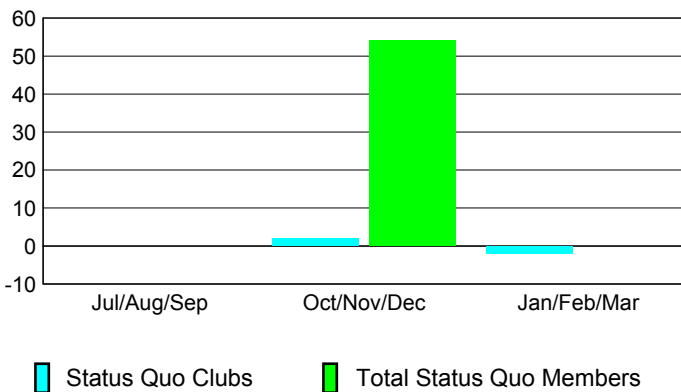
Comparison of Club Gain/Loss

Current Year Compared to the Previous Year



YTD Status Quo Clubs 2008-2009

Status Quo Clubs Compared to Status Quo Members



MEMBERSHIP

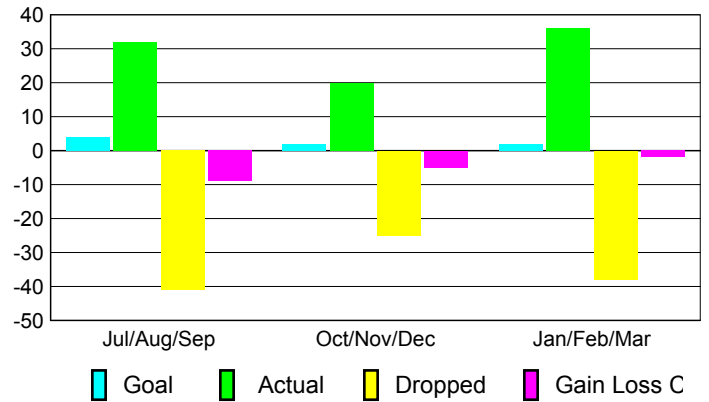
Membership Results 2008-2009

Membership 2007-2008

Month	Net Memb Goal	Actual New Memb	Actual Dropped Memb	Gain/Loss of Memb	Gain/Loss of Memb
Jul/Aug/Sep	4	32	-41	-9	-47
Oct/Nov/Dec	2	20	-25	-5	16
Jan/Feb/Mar	2	36	-38	-2	-40
Totals	8	88	-104	-16	-71

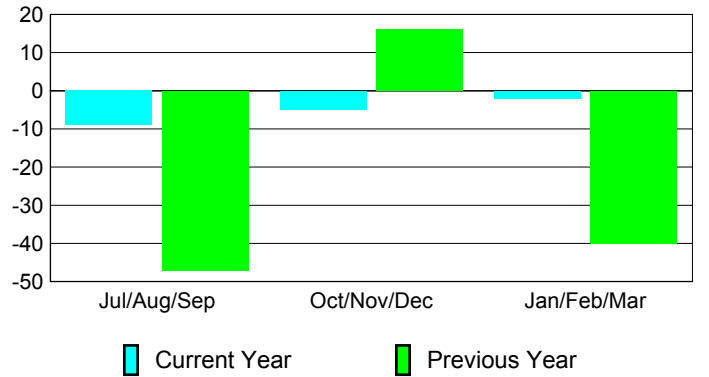
Membership Results 2008-2009

Goal, New, Dropped, Gain/Loss

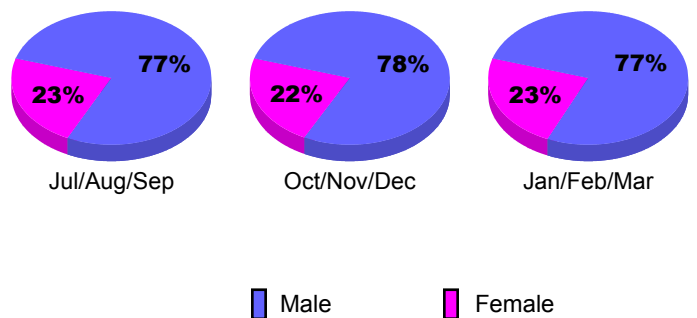


Comparison of Membership Gain/Loss

Current Year Compared to the Previous Year



Gender Comparison 2008-2009





2008-2009 GMT Quarterly Report for District (or Undistricted) **District 2 X3**



GMT: **LELAND KOLKMEYER**

Location: **TEXAS**

GMT CA: **1 & 2**

CLUBS

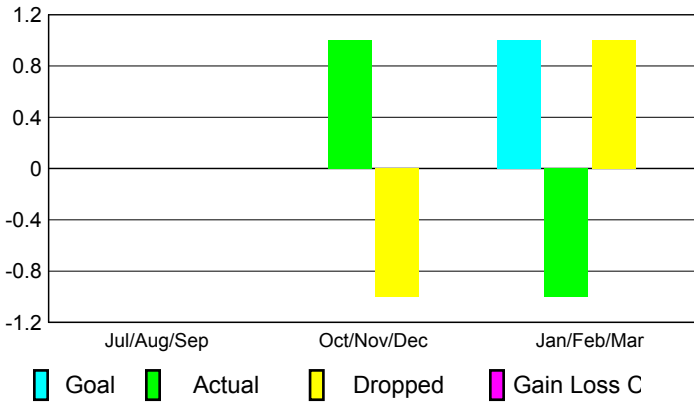
Club Results 2008-2009

Clubs 2007-2008

Month	New Club Goal	Actual New Clubs	Actual Dropped Clubs	Gain/Loss of Clubs	Gain/Loss of Clubs
Jul/Aug/Sep	0	0	0	0	0
Oct/Nov/Dec	0	1	-1	0	0
Jan/Feb/Mar	1	-1	1	0	0
Totals	1	0	0	0	0


Club Results 2008-2009

Goal, New, Dropped, Gain/Loss



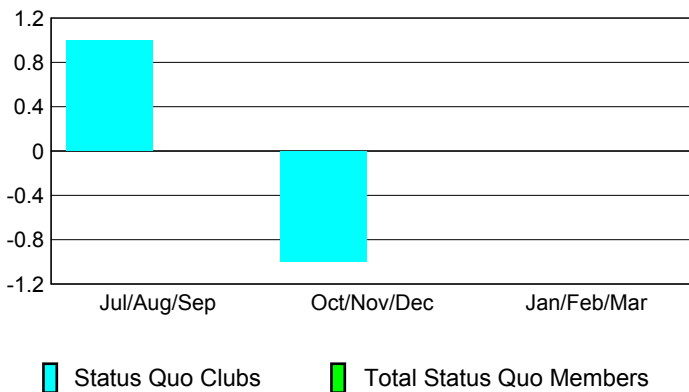
Comparison of Club Gain/Loss

Current Year Compared to the Previous Year



YTD Status Quo Clubs 2008-2009

Status Quo Clubs Compared to Status Quo Members



MEMBERSHIP

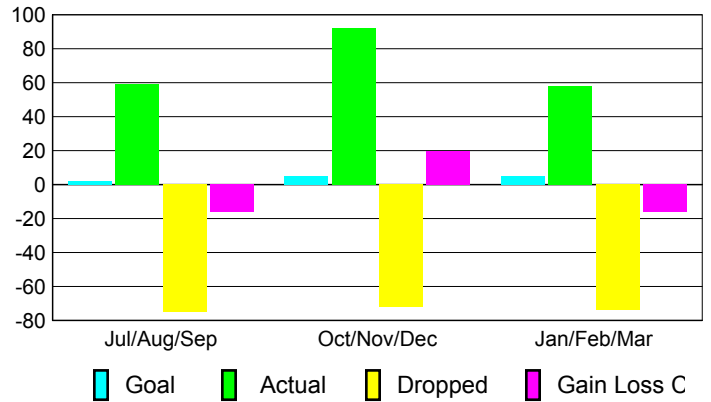
Membership Results 2008-2009

Membership 2007-2008

Month	Net Memb Goal	Actual New Memb	Actual Dropped Memb	Gain/Loss of Memb	Gain/Loss of Memb
Jul/Aug/Sep	2	59	-75	-16	-6
Oct/Nov/Dec	5	92	-72	20	-24
Jan/Feb/Mar	5	58	-74	-16	-8
Totals	12	209	-221	-12	-38

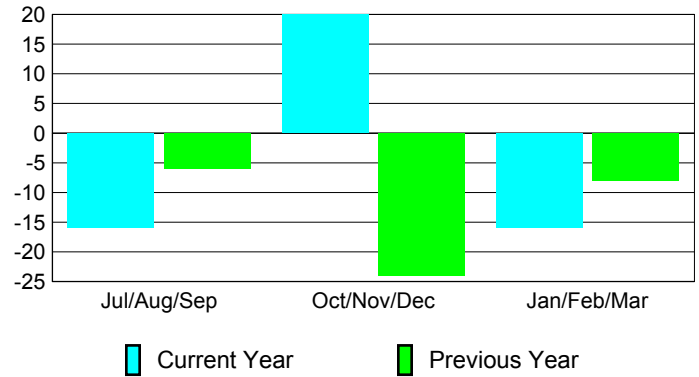
Membership Results 2008-2009

Goal, New, Dropped, Gain/Loss

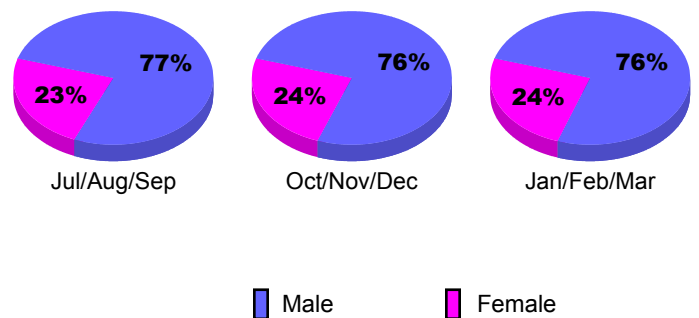


Comparison of Membership Gain/Loss

Current Year Compared to the Previous Year



Gender Comparison 2008-2009





2008-2009 GMT Quarterly Report for District (or Undistricted) **District 2 A1**



GMT: **LELAND KOLKMEYER**

Location: **TEXAS**

GMT CA: **1 & 2**

CLUBS

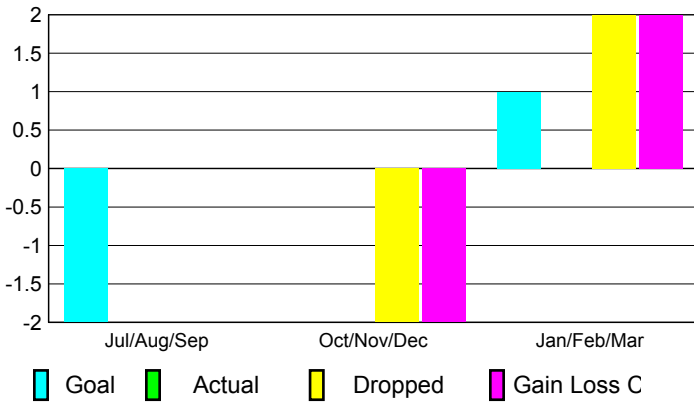
Club Results 2008-2009

Clubs 2007-2008

Month	New Club Goal	Actual New Clubs	Actual Dropped Clubs	Gain/Loss of Clubs	Gain/Loss of Clubs
Jul/Aug/Sep	-2	0	0	0	0
Oct/Nov/Dec	0	0	-2	-2	-1
Jan/Feb/Mar	1	0	2	2	0
Totals	-1	0	0	0	-1

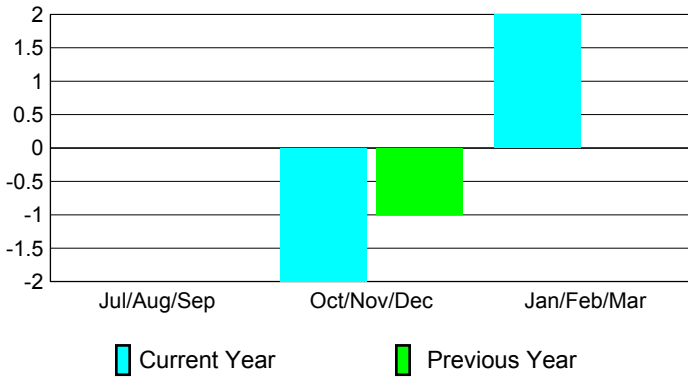
Club Results 2008-2009

Goal, New, Dropped, Gain/Loss



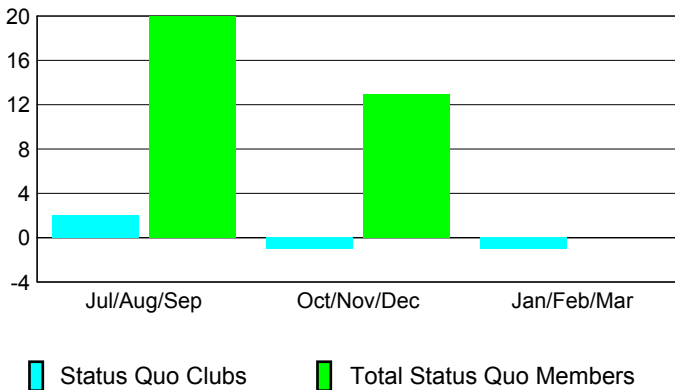
Comparison of Club Gain/Loss

Current Year Compared to the Previous Year



YTD Status Quo Clubs 2008-2009

Status Quo Clubs Compared to Status Quo Members



MEMBERSHIP

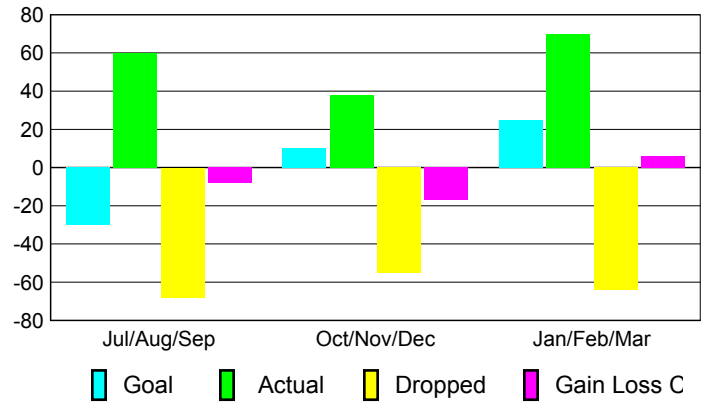
Membership Results 2008-2009

Membership 2007-2008

Month	Net Memb Goal	Actual New Memb	Actual Dropped Memb	Gain/Loss of Memb	Gain/Loss of Memb
Jul/Aug/Sep	-30	60	-68	-8	11
Oct/Nov/Dec	10	38	-55	-17	-21
Jan/Feb/Mar	25	70	-64	6	-8
Totals	5	168	-187	-19	-18

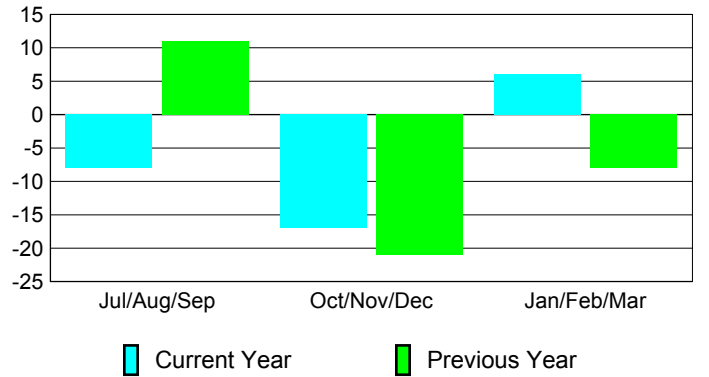
Membership Results 2008-2009

Goal, New, Dropped, Gain/Loss

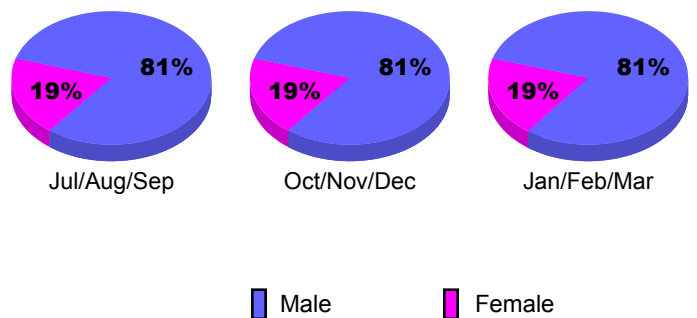


Comparison of Membership Gain/Loss

Current Year Compared to the Previous Year



Gender Comparison 2008-2009





2008-2009 GMT Quarterly Report for District (or Undistricted) **District 2 A2**



GMT: **LELAND KOLKMEYER**

Location: **TEXAS**

GMT CA: **1 & 2**

CLUBS

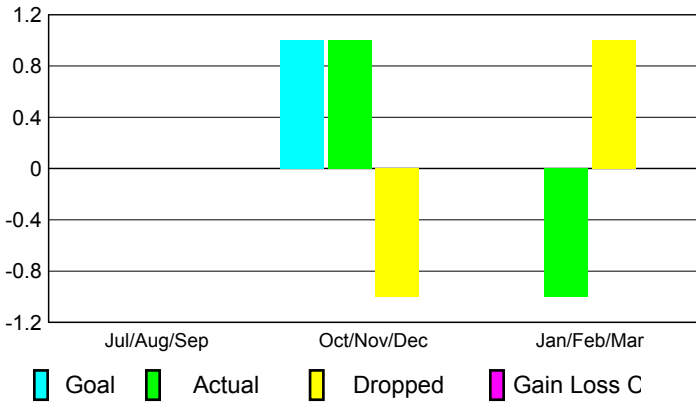
Club Results 2008-2009

Clubs 2007-2008

Month	New Club Goal	Actual New Clubs	Actual Dropped Clubs	Gain/Loss of Clubs	Gain/Loss of Clubs
Jul/Aug/Sep	0	0	0	0	0
Oct/Nov/Dec	1	1	-1	0	-2
Jan/Feb/Mar	0	-1	1	0	-3
Totals	1	0	0	0	-5

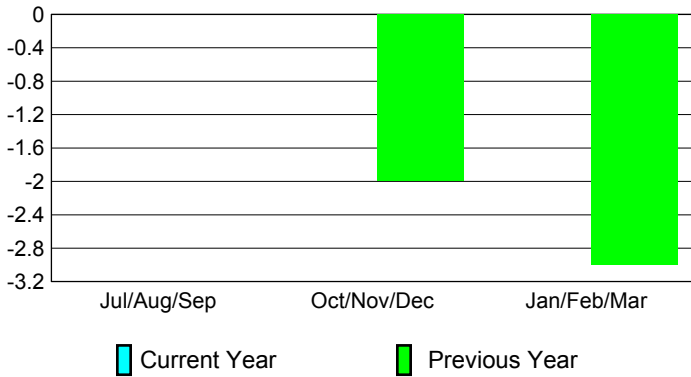
Club Results 2008-2009

Goal, New, Dropped, Gain/Loss



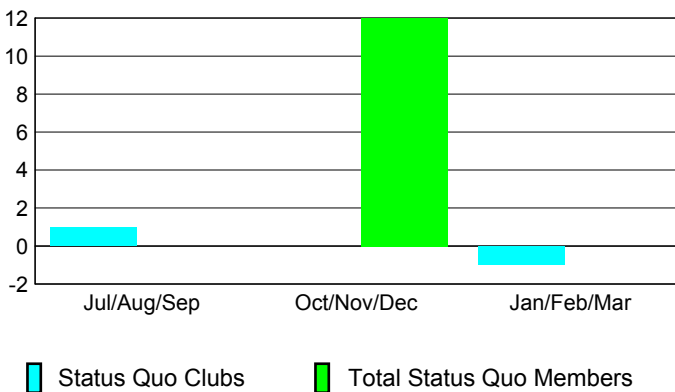
Comparison of Club Gain/Loss

Current Year Compared to the Previous Year



YTD Status Quo Clubs 2008-2009

Status Quo Clubs Compared to Status Quo Members



MEMBERSHIP

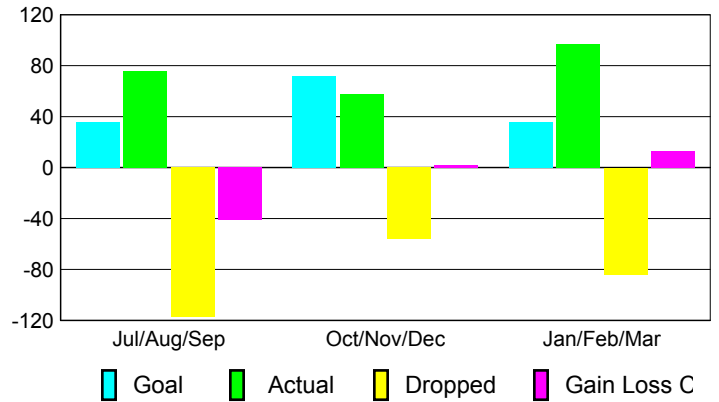
Membership Results 2008-2009

Membership 2007-2008

Month	Net Memb Goal	Actual New Memb	Actual Dropped Memb	Gain/Loss of Memb	Gain/Loss of Memb
Jul/Aug/Sep	36	76	-117	-41	-12
Oct/Nov/Dec	72	58	-56	2	-12
Jan/Feb/Mar	36	97	-84	13	-49
Totals	144	231	-257	-26	-73

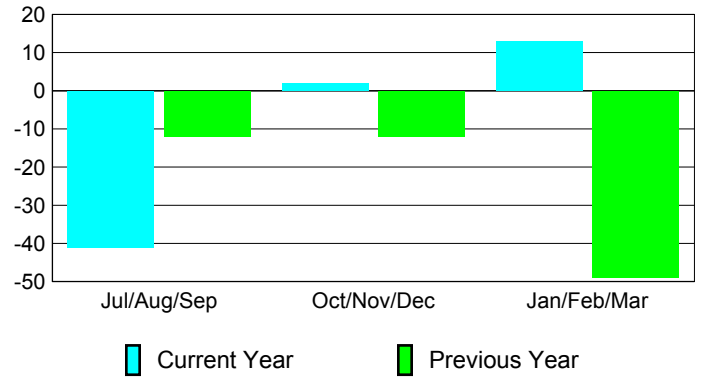
Membership Results 2008-2009

Goal, New, Dropped, Gain/Loss

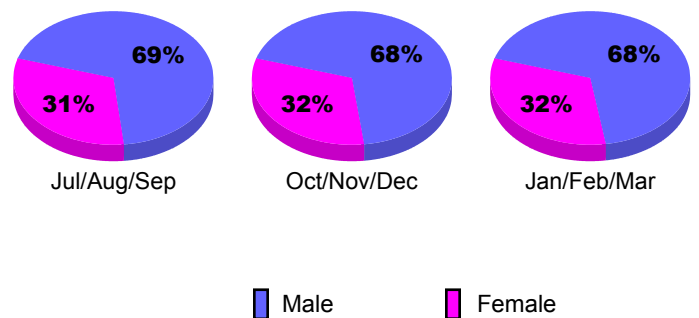


Comparison of Membership Gain/Loss

Current Year Compared to the Previous Year



Gender Comparison 2008-2009





2008-2009 GMT Quarterly Report for District (or Undistricted) **District 2 A3**



GMT: **LELAND KOLKMEYER**

Location: **TEXAS**

GMT CA: **1 & 2**

CLUBS

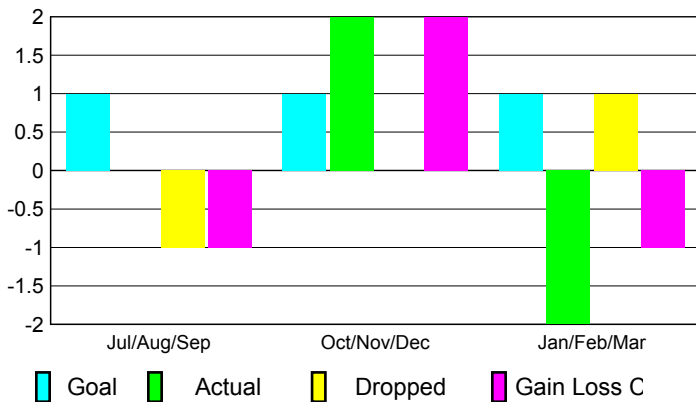
Club Results 2008-2009

Clubs 2007-2008

Month	New Club Goal	Actual New Clubs	Actual Dropped Clubs	Gain/Loss of Clubs	Gain/Loss of Clubs
Jul/Aug/Sep	1	0	-1	-1	0
Oct/Nov/Dec	1	2	0	2	-4
Jan/Feb/Mar	1	-2	1	-1	0
Totals	3	0	0	0	-4

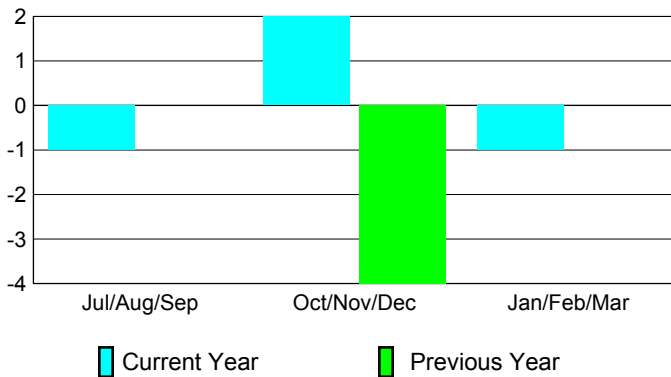
Club Results 2008-2009

Goal, New, Dropped, Gain/Loss



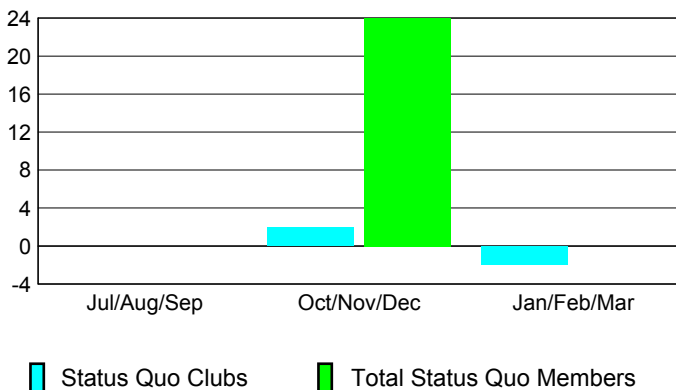
Comparison of Club Gain/Loss

Current Year Compared to the Previous Year



YTD Status Quo Clubs 2008-2009

Status Quo Clubs Compared to Status Quo Members



MEMBERSHIP

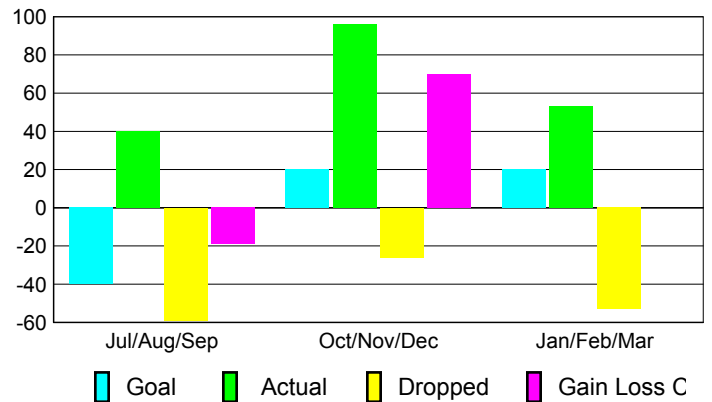
Membership Results 2008-2009

Membership 2007-2008

Month	Net Memb Goal	Actual New Memb	Actual Dropped Memb	Gain/Loss of Memb	Gain/Loss of Memb
Jul/Aug/Sep	-40	40	-59	-19	2
Oct/Nov/Dec	20	96	-26	70	-76
Jan/Feb/Mar	20	53	-53	0	-32
Totals	0	189	-138	51	-106

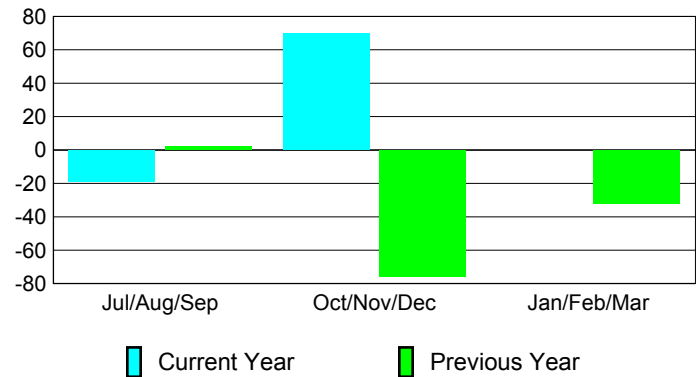
Membership Results 2008-2009

Goal, New, Dropped, Gain/Loss

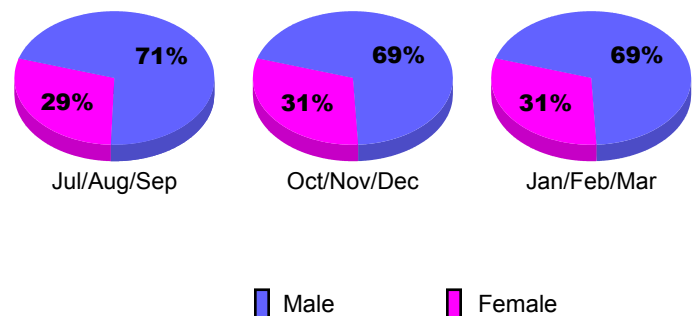


Comparison of Membership Gain/Loss

Current Year Compared to the Previous Year



Gender Comparison 2008-2009





2008-2009 GMT Quarterly Report for District (or Undistricted) **District 2 S1**



GMT: **LELAND KOLKMEYER**

Location: **TEXAS**

GMT CA: **1 & 2**

CLUBS

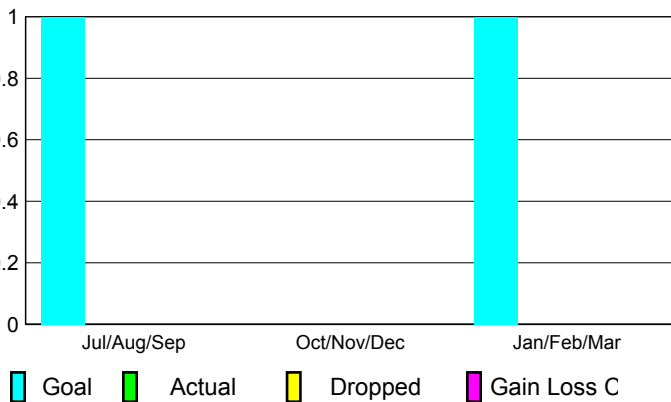
Club Results 2008-2009

Clubs 2007-2008

Month	New Club Goal	Actual New Clubs	Actual Dropped Clubs	Gain/Loss of Clubs	Gain/Loss of Clubs
Jul/Aug/Sep	1	0	0	0	0
Oct/Nov/Dec	0	0	0	0	1
Jan/Feb/Mar	1	0	0	0	0
Totals	2	0	0	0	1

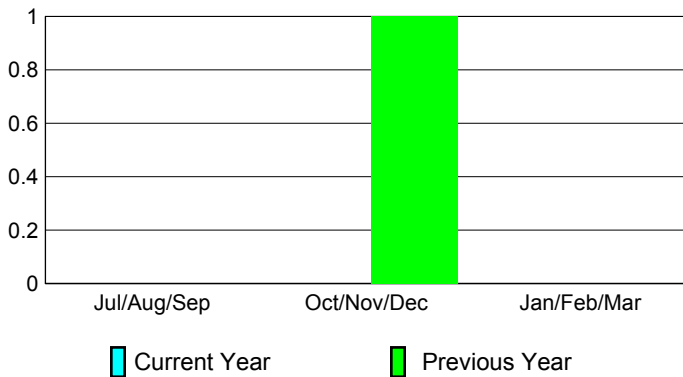
Club Results 2008-2009

Goal, New, Dropped, Gain/Loss



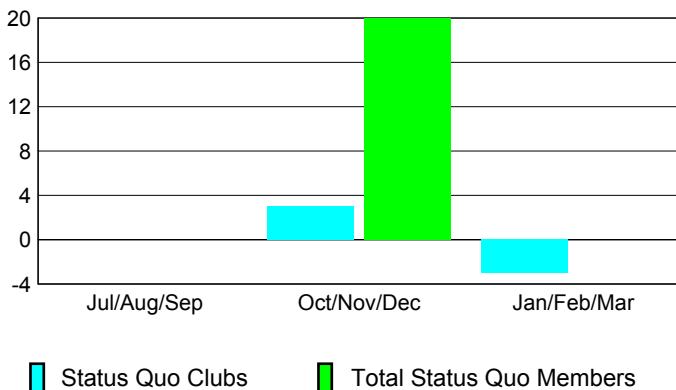
Comparison of Club Gain/Loss

Current Year Compared to the Previous Year



YTD Status Quo Clubs 2008-2009

Status Quo Clubs Compared to Status Quo Members



MEMBERSHIP

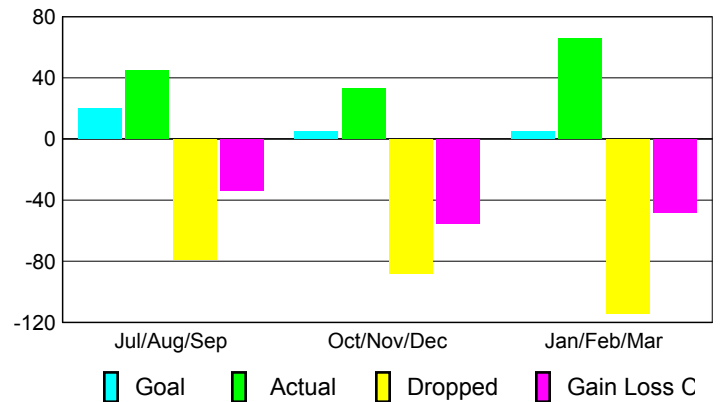
Membership Results 2008-2009

Membership 2007-2008

Month	Net Memb Goal	Actual New Memb	Actual Dropped Memb	Gain/Loss of Memb	Gain/Loss of Memb
Jul/Aug/Sep	20	45	-79	-34	-25
Oct/Nov/Dec	5	33	-88	-55	58
Jan/Feb/Mar	5	66	-114	-48	3
Totals	30	144	-281	-137	36

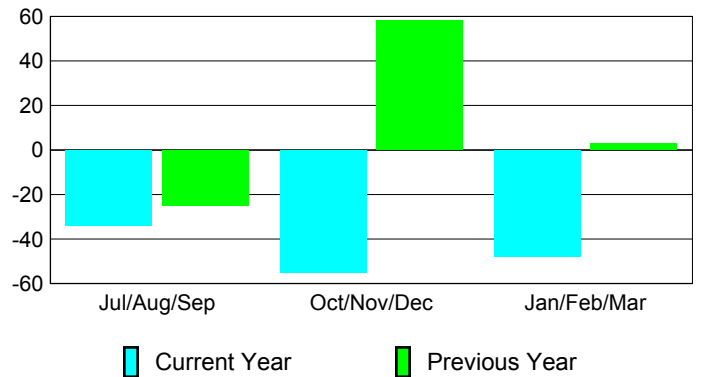
Membership Results 2008-2009

Goal, New, Dropped, Gain/Loss

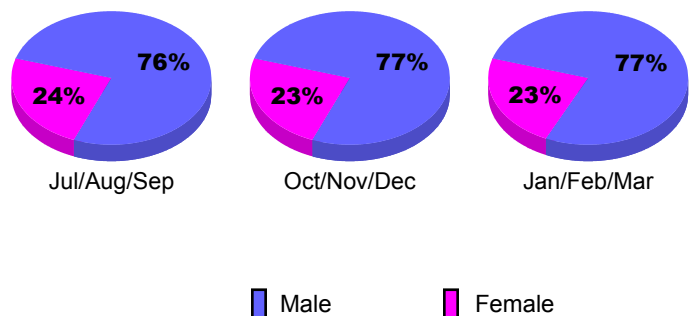


Comparison of Membership Gain/Loss

Current Year Compared to the Previous Year



Gender Comparison 2008-2009





2008-2009 GMT Quarterly Report for District (or Undistricted) **District 2 S2**



GMT: **LELAND KOLKMEYER**

Location: **TEXAS**

GMT CA: **1 & 2**

CLUBS

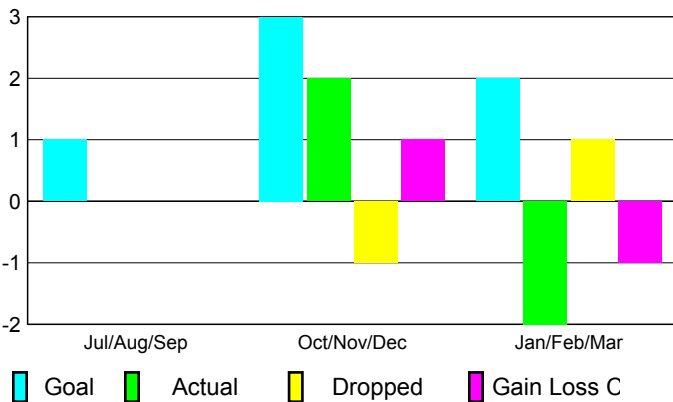
Club Results 2008-2009

Clubs 2007-2008

Month	New Club Goal	Actual New Clubs	Actual Dropped Clubs	Gain/Loss of Clubs	Gain/Loss of Clubs
Jul/Aug/Sep	1	0	0	0	0
Oct/Nov/Dec	3	2	-1	1	0
Jan/Feb/Mar	2	-2	1	-1	1
Totals	6	0	0	0	1

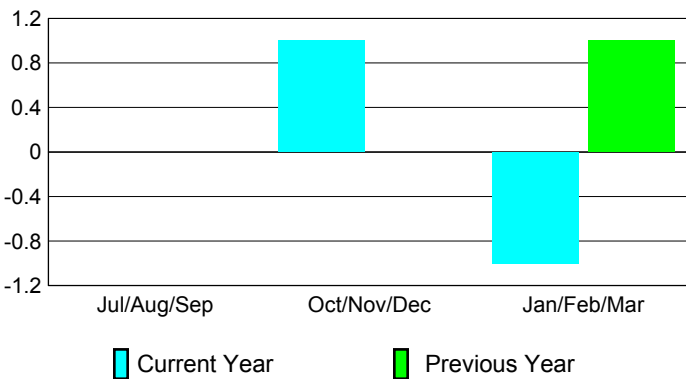
Club Results 2008-2009

Goal, New, Dropped, Gain/Loss



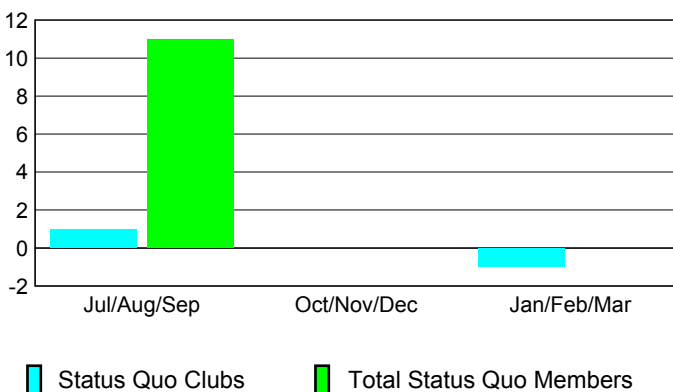
Comparison of Club Gain/Loss

Current Year Compared to the Previous Year



YTD Status Quo Clubs 2008-2009

Status Quo Clubs Compared to Status Quo Members



MEMBERSHIP

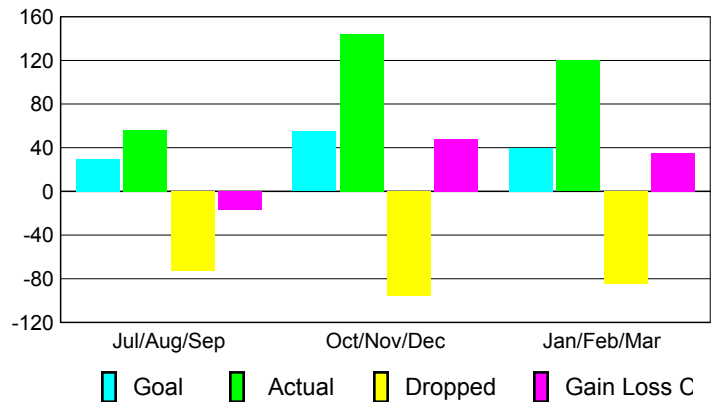
Membership Results 2008-2009

Membership 2007-2008

Month	Net Memb Goal	Actual New Memb	Actual Dropped Memb	Gain/Loss of Memb	Gain/Loss of Memb
Jul/Aug/Sep	30	56	-73	-17	0
Oct/Nov/Dec	55	144	-96	48	4
Jan/Feb/Mar	40	120	-85	35	9
Totals	125	320	-254	66	13

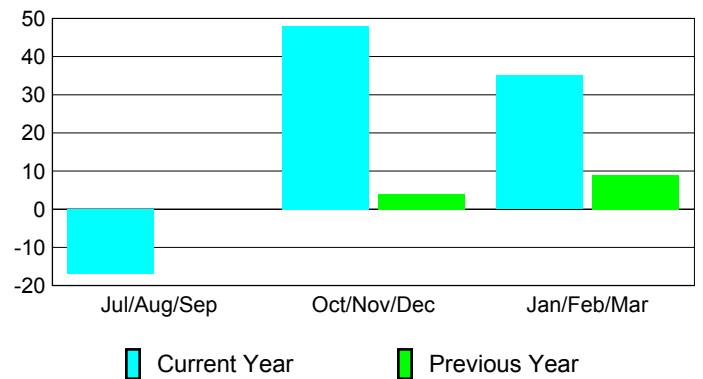
Membership Results 2008-2009

Goal, New, Dropped, Gain/Loss

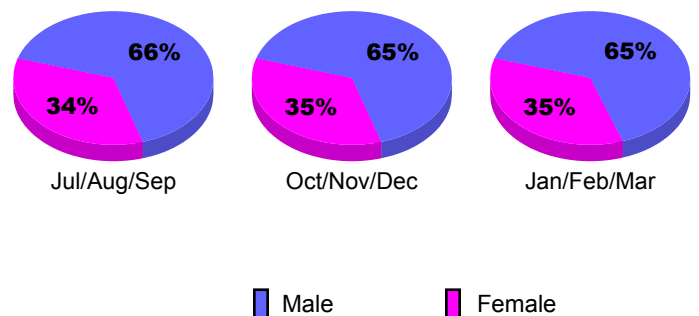


Comparison of Membership Gain/Loss

Current Year Compared to the Previous Year



Gender Comparison 2008-2009





2008-2009 GMT Quarterly Report for District (or Undistricted) **District 2 S3**



GMT: **LELAND KOLKMEYER**

Location: **TEXAS**

GMT CA: **1 & 2**

CLUBS

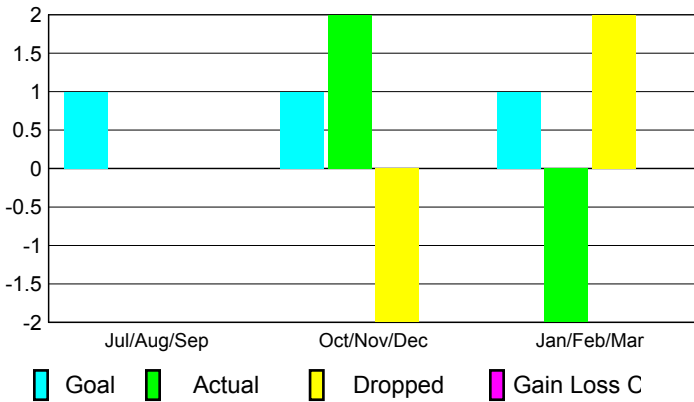
Club Results 2008-2009

Clubs 2007-2008

Month	New Club Goal	Actual New Clubs	Actual Dropped Clubs	Gain/Loss of Clubs	Gain/Loss of Clubs
Jul/Aug/Sep	1	0	0	0	0
Oct/Nov/Dec	1	2	-2	0	0
Jan/Feb/Mar	1	-2	2	0	-1
Totals	3	0	0	0	-1


Club Results 2008-2009

Goal, New, Dropped, Gain/Loss



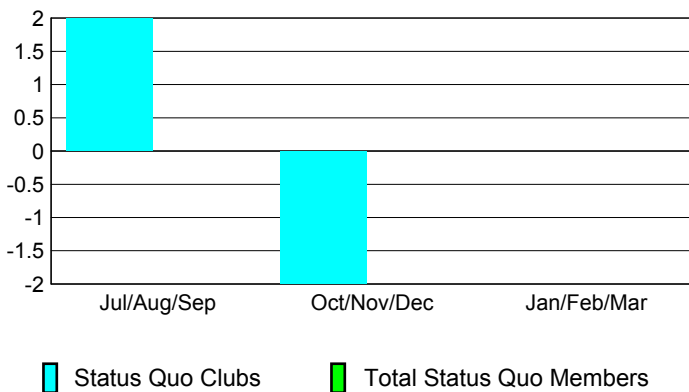
Comparison of Club Gain/Loss

Current Year Compared to the Previous Year



YTD Status Quo Clubs 2008-2009

Status Quo Clubs Compared to Status Quo Members



MEMBERSHIP

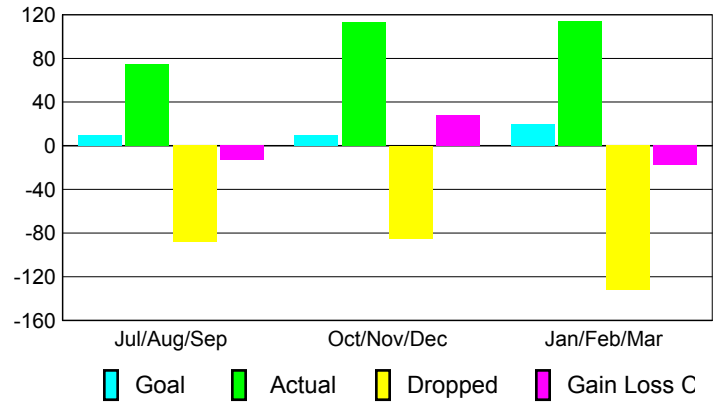
Membership Results 2008-2009

Membership 2007-2008

Month	Net Memb Goal	Actual New Memb	Actual Dropped Memb	Gain/Loss of Memb	Gain/Loss of Memb
Jul/Aug/Sep	10	75	-88	-13	12
Oct/Nov/Dec	10	113	-85	28	-44
Jan/Feb/Mar	20	114	-132	-18	7
Totals	40	302	-305	-3	-25

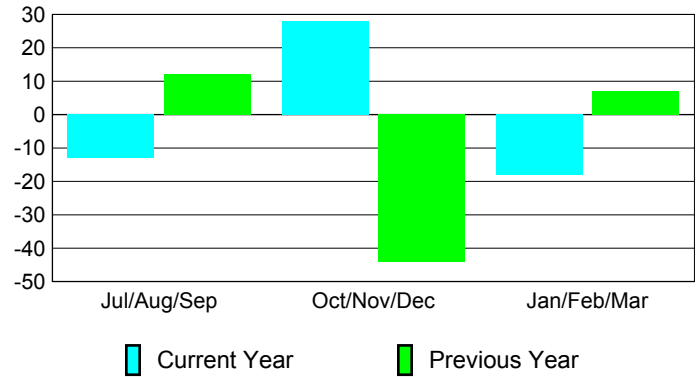
Membership Results 2008-2009

Goal, New, Dropped, Gain/Loss

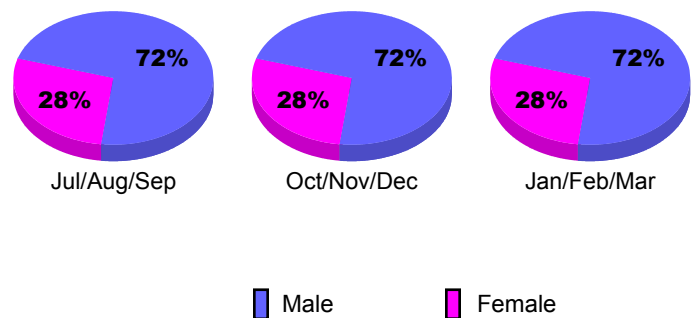


Comparison of Membership Gain/Loss

Current Year Compared to the Previous Year



Gender Comparison 2008-2009





2008-2009 GMT Quarterly Report for District (or Undistricted) **District 2 S4**



GMT: **LELAND KOLKMEYER**

Location: **TEXAS**

GMT CA: **1 & 2**

CLUBS

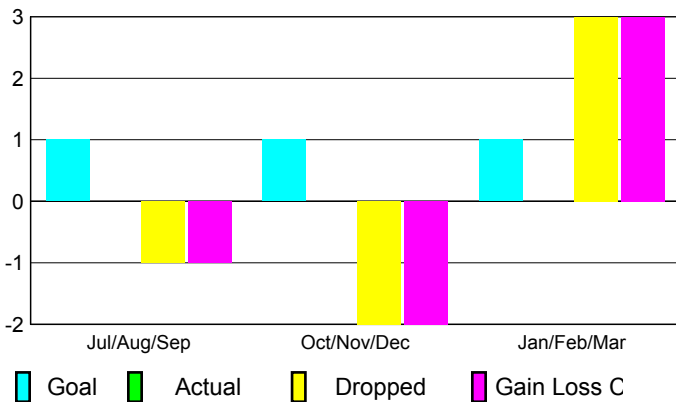
Club Results 2008-2009

Clubs 2007-2008

Month	New Club Goal	Actual New Clubs	Actual Dropped Clubs	Gain/Loss of Clubs	Gain/Loss of Clubs
Jul/Aug/Sep	1	0	-1	-1	0
Oct/Nov/Dec	1	0	-2	-2	1
Jan/Feb/Mar	1	0	3	3	0
Totals	3	0	0	0	1

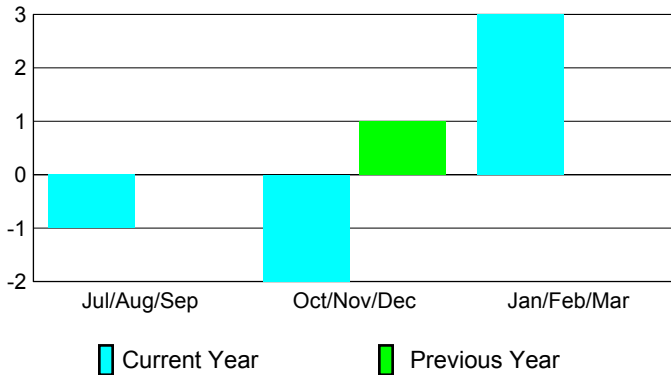
Club Results 2008-2009

Goal, New, Dropped, Gain/Loss



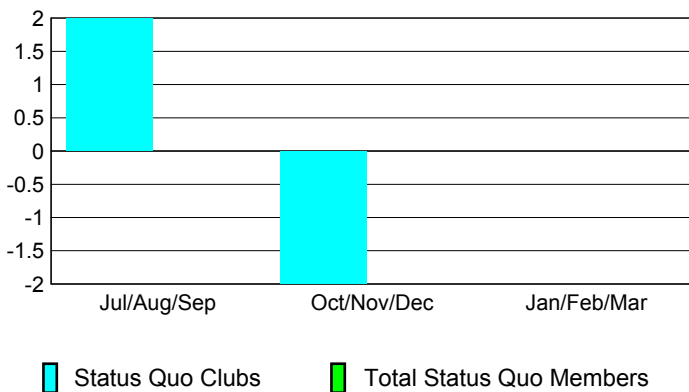
Comparison of Club Gain/Loss

Current Year Compared to the Previous Year



YTD Status Quo Clubs 2008-2009

Status Quo Clubs Compared to Status Quo Members



MEMBERSHIP

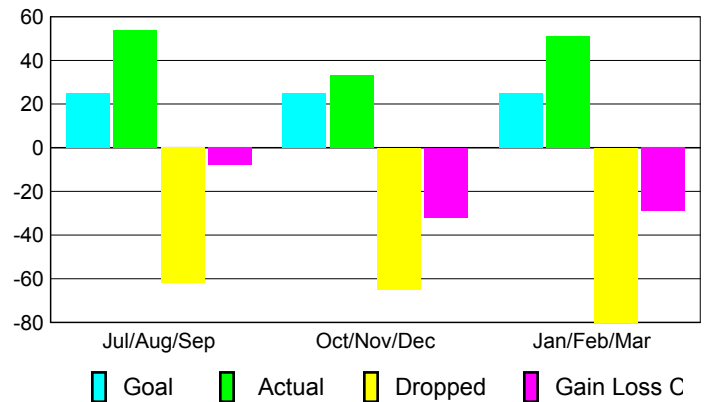
Membership Results 2008-2009

Membership 2007-2008

Month	Net Memb Goal	Actual New Memb	Actual Dropped Memb	Gain/Loss of Memb	Gain/Loss of Memb
Jul/Aug/Sep	25	54	-62	-8	-9
Oct/Nov/Dec	25	33	-65	-32	-7
Jan/Feb/Mar	25	51	-80	-29	-3
Totals	75	138	-207	-69	-19

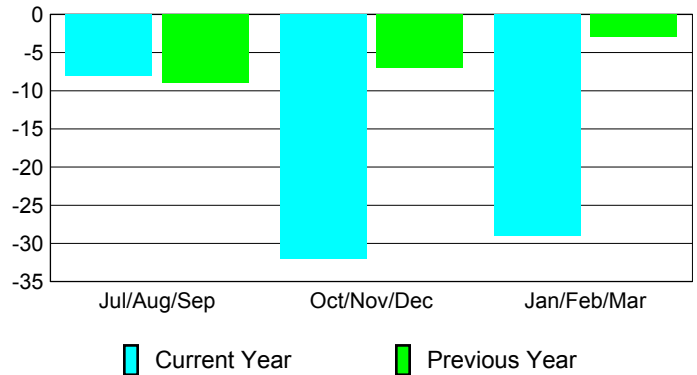
Membership Results 2008-2009

Goal, New, Dropped, Gain/Loss

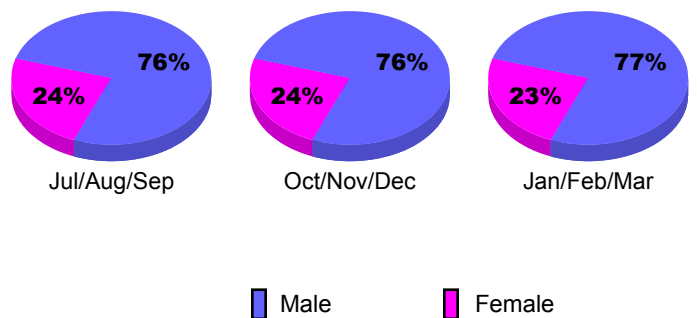


Comparison of Membership Gain/Loss

Current Year Compared to the Previous Year



Gender Comparison 2008-2009





2008-2009 GMT Quarterly Report for District (or Undistricted) **District 2 S5**



GMT: **LELAND KOLKMEYER**

Location: **TEXAS**

GMT CA: **1 & 2**

CLUBS

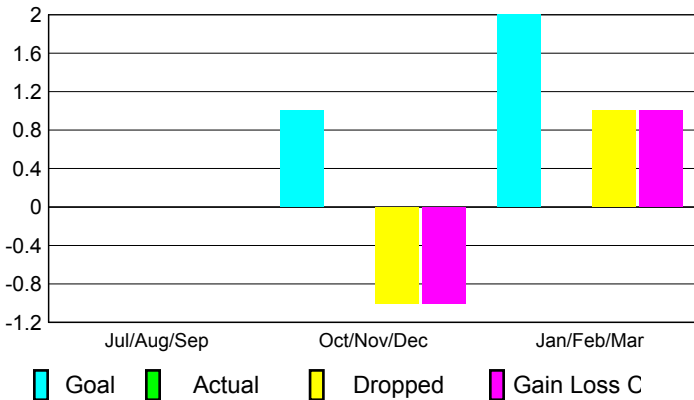
Club Results 2008-2009

Clubs 2007-2008

Month	New Club Goal	Actual New Clubs	Actual Dropped Clubs	Gain/Loss of Clubs	Gain/Loss of Clubs
Jul/Aug/Sep	0	0	0	0	0
Oct/Nov/Dec	1	0	-1	-1	-1
Jan/Feb/Mar	2	0	1	1	-1
Totals	3	0	0	0	-2

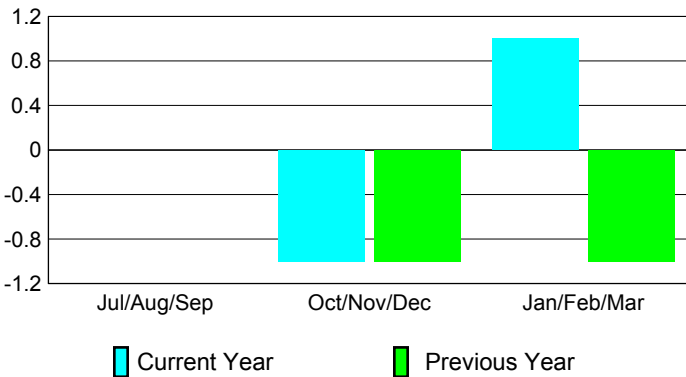
Club Results 2008-2009

Goal, New, Dropped, Gain/Loss



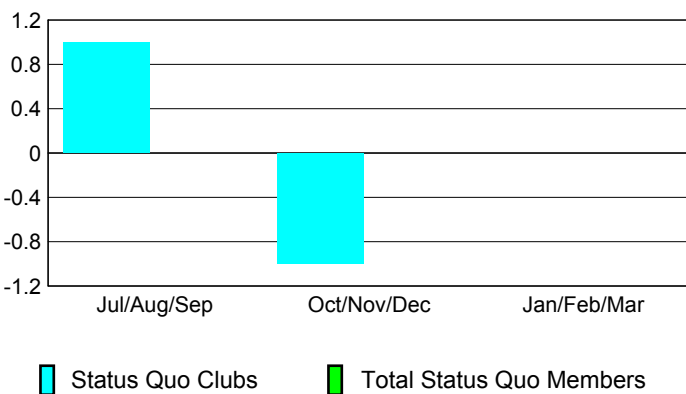
Comparison of Club Gain/Loss

Current Year Compared to the Previous Year



YTD Status Quo Clubs 2008-2009

Status Quo Clubs Compared to Status Quo Members



MEMBERSHIP

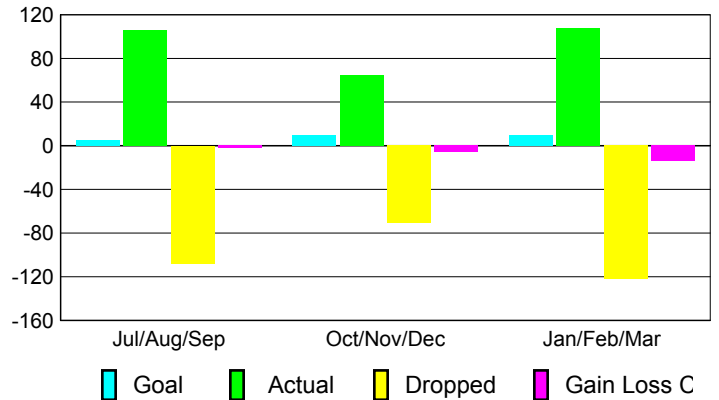
Membership Results 2008-2009

Membership 2007-2008

Month	Net Memb Goal	Actual New Memb	Actual Dropped Memb	Gain/Loss of Memb	Gain/Loss of Memb
Jul/Aug/Sep	5	106	-108	-2	4
Oct/Nov/Dec	10	65	-71	-6	13
Jan/Feb/Mar	10	108	-122	-14	2
Totals	25	279	-301	-22	19

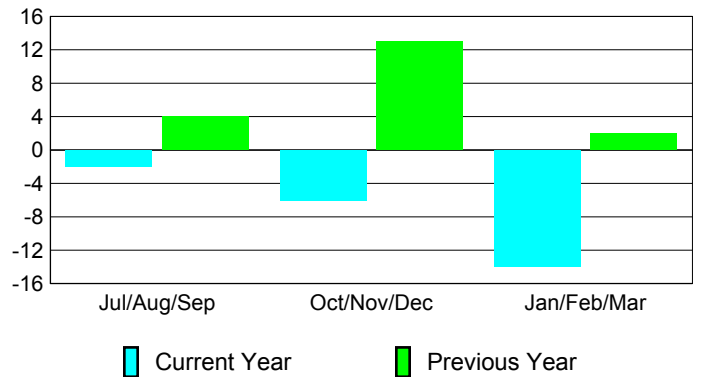
Membership Results 2008-2009

Goal, New, Dropped, Gain/Loss

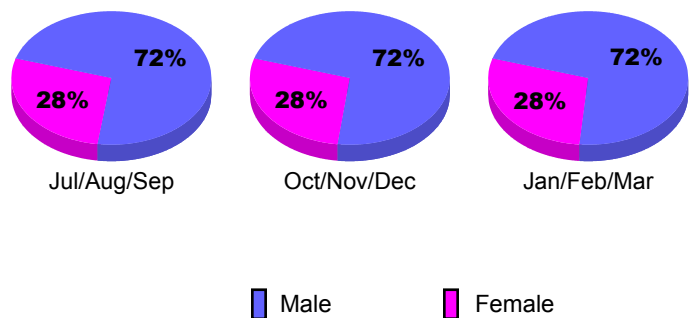


Comparison of Membership Gain/Loss

Current Year Compared to the Previous Year



Gender Comparison 2008-2009





2008-2009 GMT Quarterly Report for District (or Undistricted) **District 3 O**



GMT: **LELAND KOLKMEYER**

Location: **OKLAHOMA**

GMT CA: **1 & 2**

CLUBS

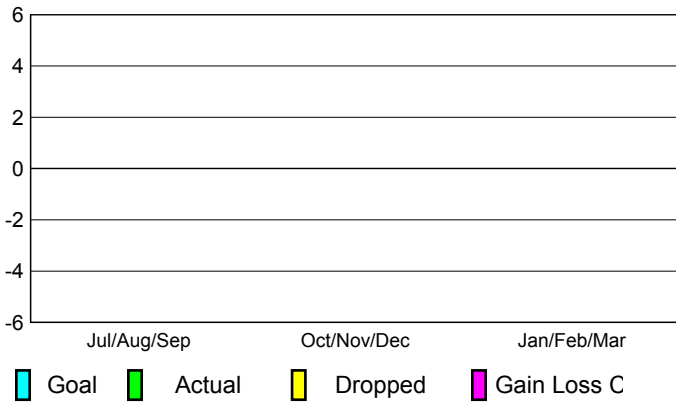
Club Results 2008-2009

Clubs 2007-2008

Month	New Club Goal	Actual New Clubs	Actual Dropped Clubs	Gain/Loss of Clubs	Gain/Loss of Clubs
Jul/Aug/Sep	0	0	0	0	0
Oct/Nov/Dec	0	0	0	0	0
Jan/Feb/Mar	0	0	0	0	0
Totals	0	0	0	0	0

Club Results 2008-2009

Goal, New, Dropped, Gain/Loss



MEMBERSHIP

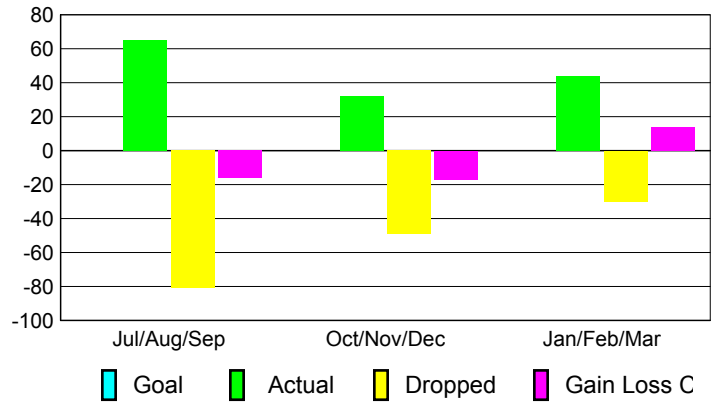
Membership Results 2008-2009

Membership 2007-2008

Month	Net Memb Goal	Actual New Memb	Actual Dropped Memb	Gain/Loss of Memb	Gain/Loss of Memb
Jul/Aug/Sep	0	65	-81	-16	36
Oct/Nov/Dec	0	32	-49	-17	45
Jan/Feb/Mar	0	44	-30	14	-19
Totals	0	141	-160	-19	62


Membership Results 2008-2009

Goal, New, Dropped, Gain/Loss



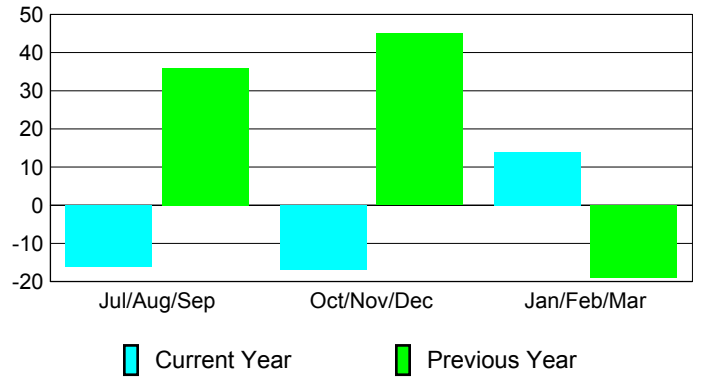
Comparison of Club Gain/Loss

Current Year Compared to the Previous Year




Comparison of Membership Gain/Loss

Current Year Compared to the Previous Year

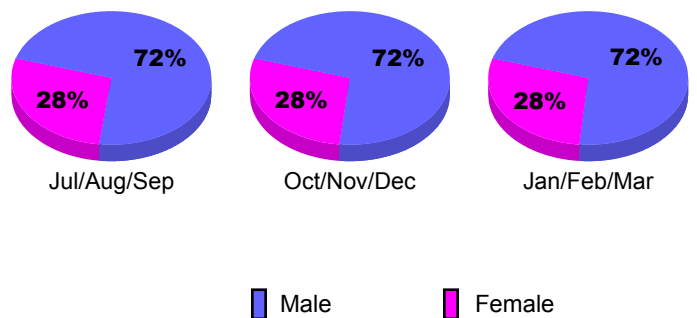


YTD Status Quo Clubs 2008-2009

Status Quo Clubs Compared to Status Quo Members



Gender Comparison 2008-2009





2008-2009 GMT Quarterly Report for District (or Undistricted) **District 3 K**



GMT: **LELAND KOLKMEYER**

Location: **OKLAHOMA**

GMT CA: **1 & 2**

CLUBS

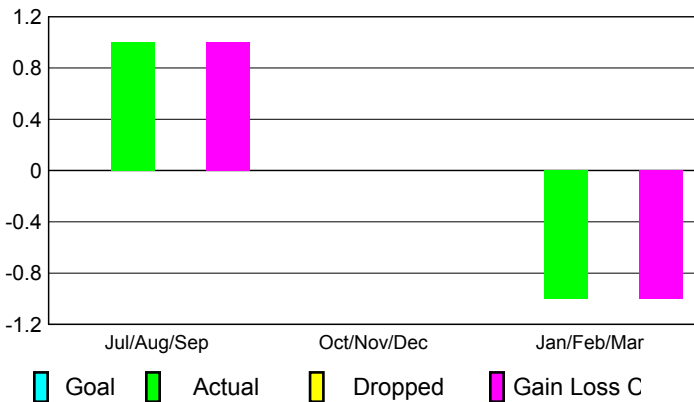
Club Results 2008-2009

Clubs 2007-2008

Month	New Club Goal	Actual New Clubs	Actual Dropped Clubs	Gain/Loss of Clubs	Gain/Loss of Clubs
Jul/Aug/Sep	0	1	0	1	0
Oct/Nov/Dec	0	0	0	0	-1
Jan/Feb/Mar	0	-1	0	-1	-1
Totals	0	0	0	0	-2

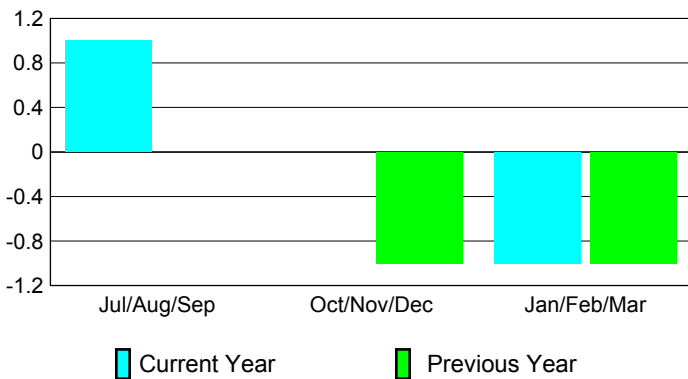
Club Results 2008-2009

Goal, New, Dropped, Gain/Loss




Comparison of Club Gain/Loss

Current Year Compared to the Previous Year



YTD Status Quo Clubs 2008-2009

Status Quo Clubs Compared to Status Quo Members



MEMBERSHIP

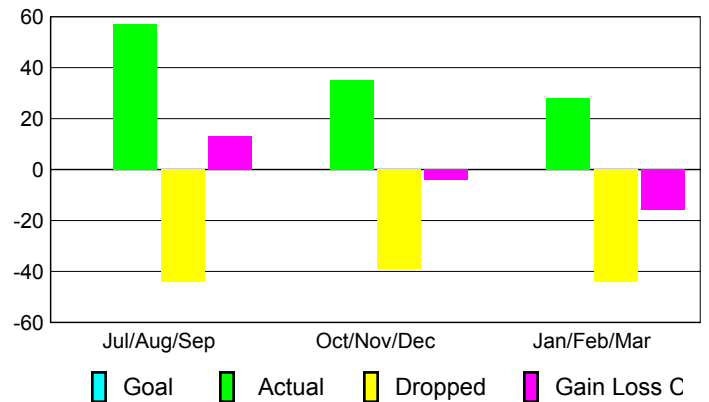
Membership Results 2008-2009

Membership 2007-2008

Month	Net Memb Goal	Actual New Memb	Actual Dropped Memb	Gain/Loss of Memb	Gain/Loss of Memb
Jul/Aug/Sep	0	57	-44	13	-1
Oct/Nov/Dec	0	35	-39	-4	-9
Jan/Feb/Mar	0	28	-44	-16	-20
Totals	0	120	-127	-7	-30

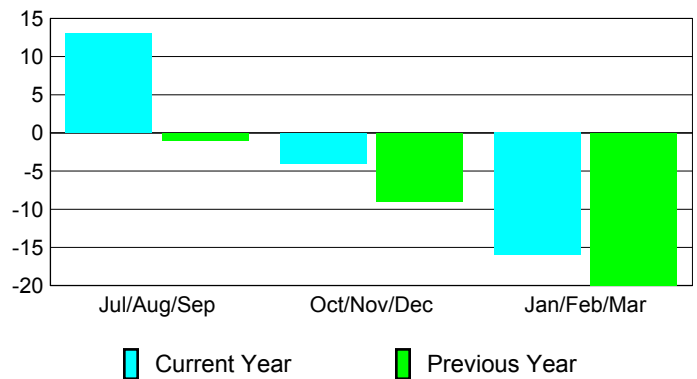
Membership Results 2008-2009

Goal, New, Dropped, Gain/Loss

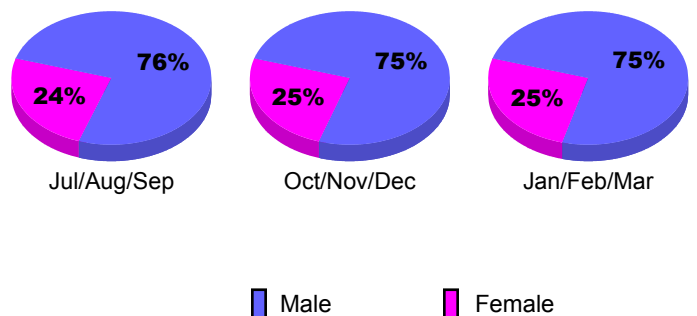


Comparison of Membership Gain/Loss

Current Year Compared to the Previous Year



Gender Comparison 2008-2009





2008-2009 GMT Quarterly Report for District (or Undistricted) **District 3 L**



GMT: **LELAND KOLKMEYER**

Location: **OKLAHOMA**

GMT CA: **1 & 2**

CLUBS

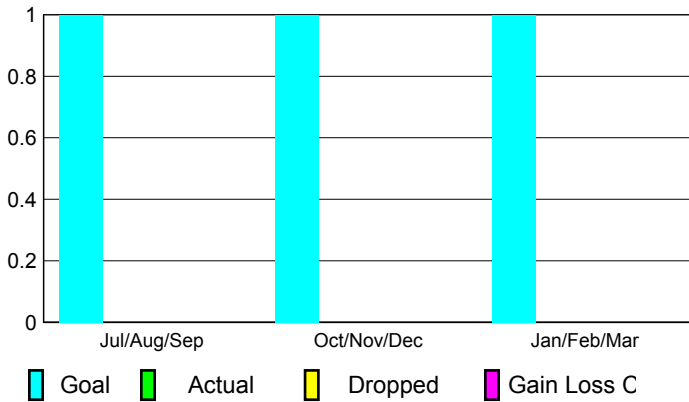
Club Results 2008-2009

Clubs 2007-2008

Month	New Club Goal	Actual New Clubs	Actual Dropped Clubs	Gain/Loss of Clubs	Gain/Loss of Clubs
Jul/Aug/Sep	1	0	0	0	0
Oct/Nov/Dec	1	0	0	0	0
Jan/Feb/Mar	1	0	0	0	-1
Totals	3	0	0	0	-1


Club Results 2008-2009

Goal, New, Dropped, Gain/Loss




Comparison of Club Gain/Loss

Current Year Compared to the Previous Year



YTD Status Quo Clubs 2008-2009

Status Quo Clubs Compared to Status Quo Members



MEMBERSHIP

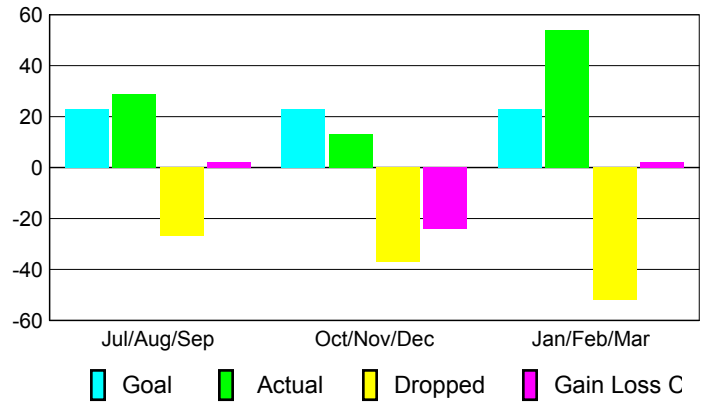
Membership Results 2008-2009

Membership 2007-2008

Month	Net Memb Goal	Actual New Memb	Actual Dropped Memb	Gain/Loss of Memb	Gain/Loss of Memb
Jul/Aug/Sep	23	29	-27	2	-25
Oct/Nov/Dec	23	13	-37	-24	-11
Jan/Feb/Mar	23	54	-52	2	-23
Totals	69	96	-116	-20	-59

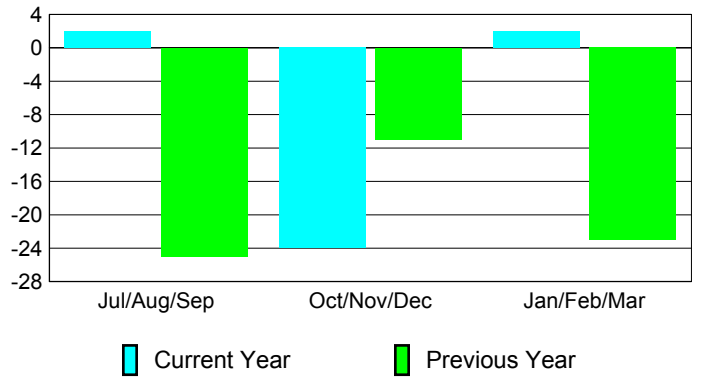
Membership Results 2008-2009

Goal, New, Dropped, Gain/Loss

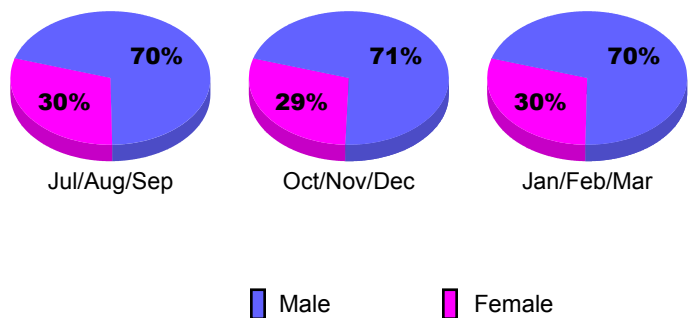


Comparison of Membership Gain/Loss

Current Year Compared to the Previous Year



Gender Comparison 2008-2009





2008-2009 GMT Quarterly Report for District (or Undistricted) **District 3 A**



GMT: **LELAND KOLKMEYER**

Location: **OKLAHOMA**

GMT CA: **1 & 2**

CLUBS

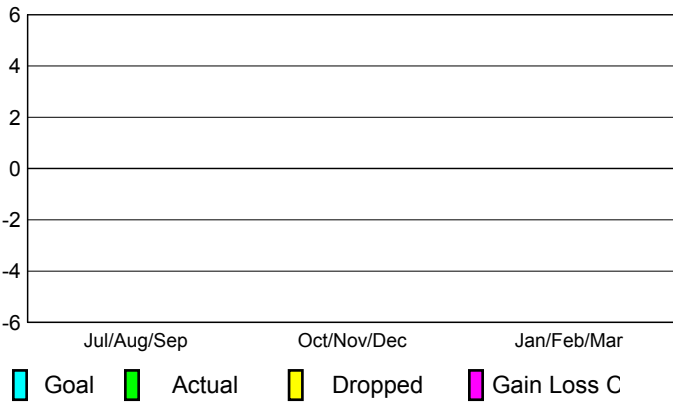
Club Results 2008-2009

Clubs 2007-2008

Month	New Club Goal	Actual New Clubs	Actual Dropped Clubs	Gain/Loss of Clubs	Gain/Loss of Clubs
Jul/Aug/Sep	0	0	0	0	0
Oct/Nov/Dec	0	0	0	0	-1
Jan/Feb/Mar	0	0	0	0	0
Totals	0	0	0	0	-1

Club Results 2008-2009

Goal, New, Dropped, Gain/Loss



MEMBERSHIP

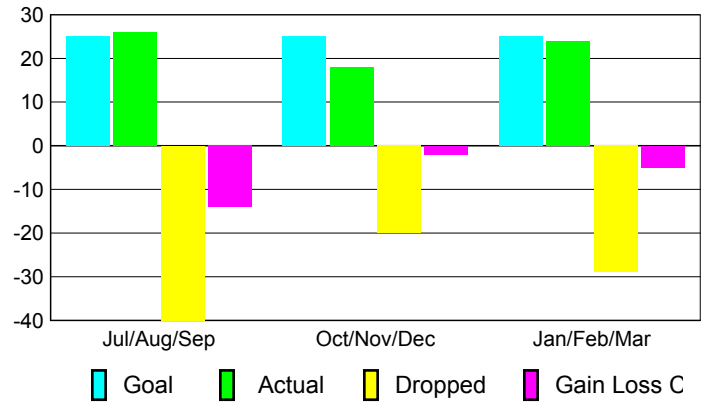
Membership Results 2008-2009

Membership 2007-2008

Month	Net Memb Goal	Actual New Memb	Actual Dropped Memb	Gain/Loss of Memb	Gain/Loss of Memb
Jul/Aug/Sep	25	26	-40	-14	-27
Oct/Nov/Dec	25	18	-20	-2	-29
Jan/Feb/Mar	25	24	-29	-5	14
Totals	75	68	-89	-21	-42

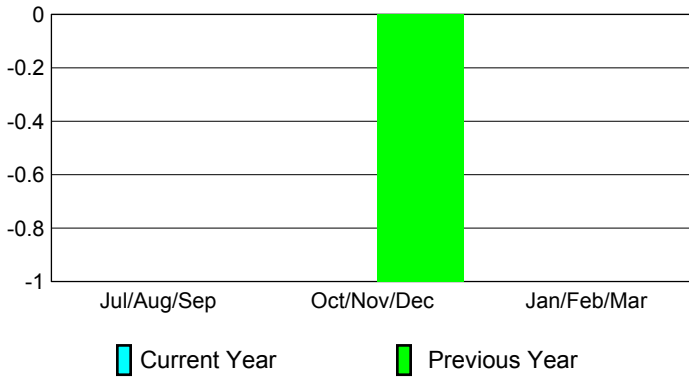
Membership Results 2008-2009

Goal, New, Dropped, Gain/Loss



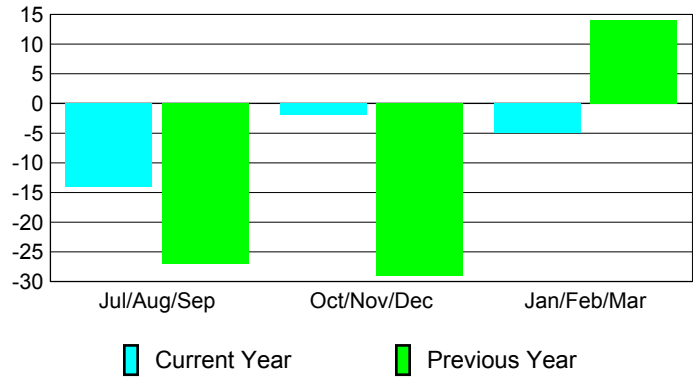
Comparison of Club Gain/Loss

Current Year Compared to the Previous Year



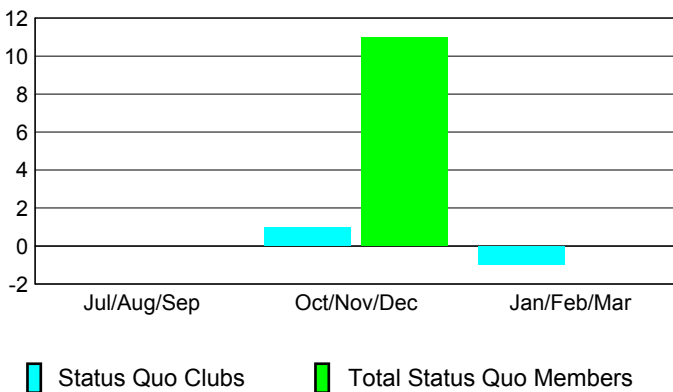
Comparison of Membership Gain/Loss

Current Year Compared to the Previous Year

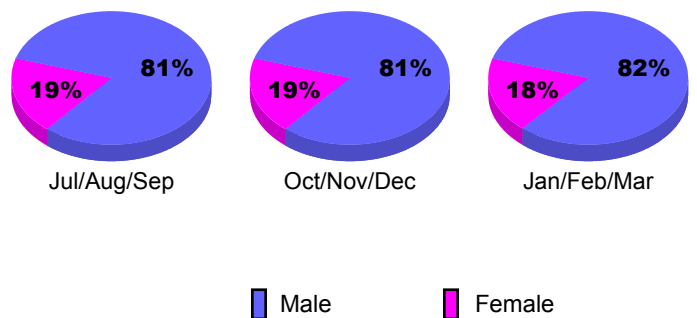


YTD Status Quo Clubs 2008-2009

Status Quo Clubs Compared to Status Quo Members



Gender Comparison 2008-2009





2008-2009 GMT Quarterly Report for District (or Undistricted) **District 3 H**



GMT: **LELAND KOLKMEYER**

Location: **OKLAHOMA**

GMT CA: **1 & 2**

CLUBS

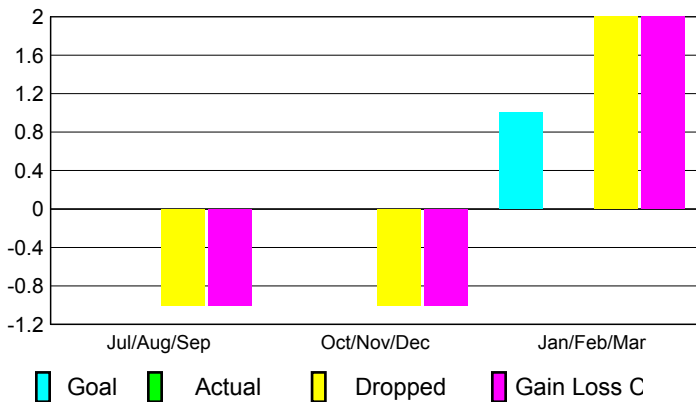
Club Results 2008-2009

Clubs 2007-2008

Month	New Club Goal	Actual New Clubs	Actual Dropped Clubs	Gain/Loss of Clubs	Gain/Loss of Clubs
Jul/Aug/Sep	0	0	-1	-1	0
Oct/Nov/Dec	0	0	-1	-1	0
Jan/Feb/Mar	1	0	2	2	0
Totals	1	0	0	0	0

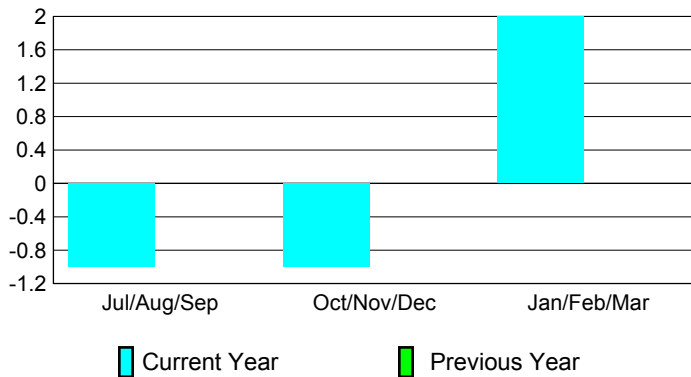
Club Results 2008-2009

Goal, New, Dropped, Gain/Loss



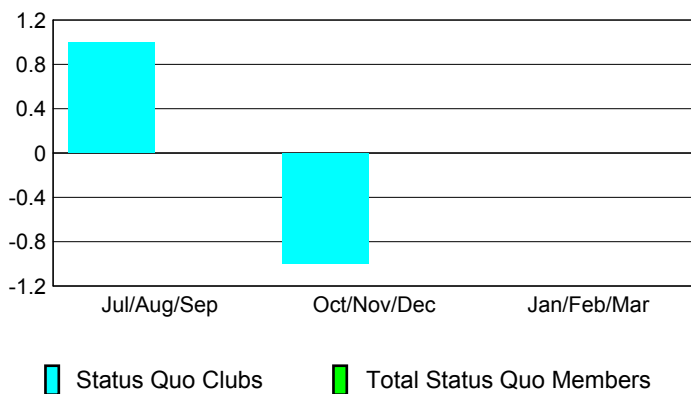
Comparison of Club Gain/Loss

Current Year Compared to the Previous Year



YTD Status Quo Clubs 2008-2009

Status Quo Clubs Compared to Status Quo Members



MEMBERSHIP

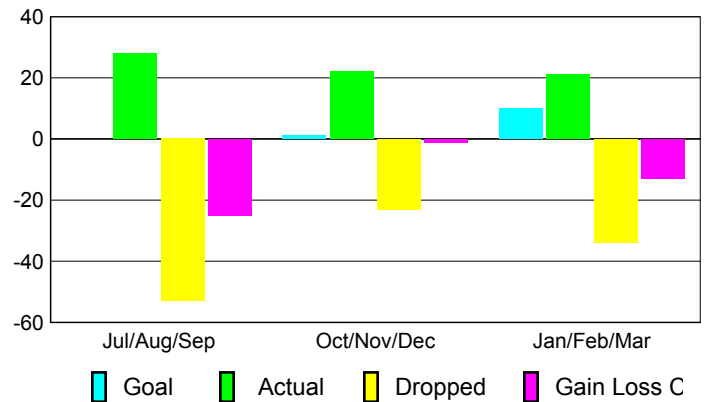
Membership Results 2008-2009

Membership 2007-2008

Month	Net Memb Goal	Actual New Memb	Actual Dropped Memb	Gain/Loss of Memb	Gain/Loss of Memb
Jul/Aug/Sep	0	28	-53	-25	-6
Oct/Nov/Dec	1	22	-23	-1	2
Jan/Feb/Mar	10	21	-34	-13	-4
Totals	11	71	-110	-39	-8

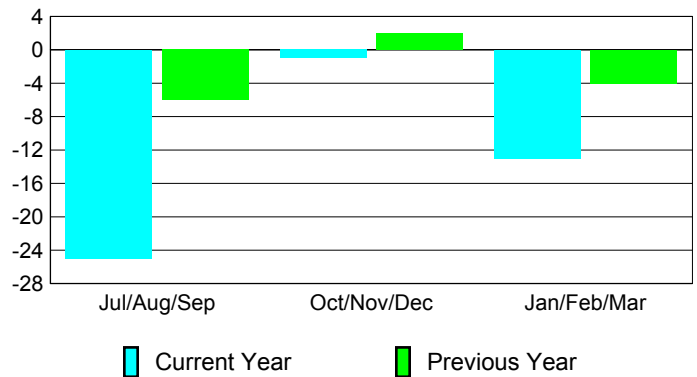
Membership Results 2008-2009

Goal, New, Dropped, Gain/Loss

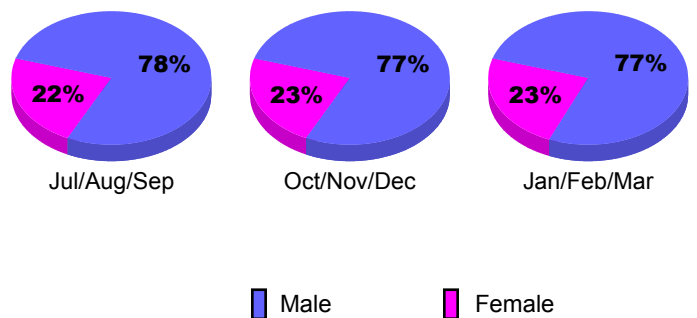


Comparison of Membership Gain/Loss

Current Year Compared to the Previous Year



Gender Comparison 2008-2009





2008-2009 GMT Quarterly Report for District (or Undistricted) **District 7 L**



GMT: **LELAND KOLKMEYER**

Location: **ARKANSAS**

GMT CA: **1 & 2**

CLUBS

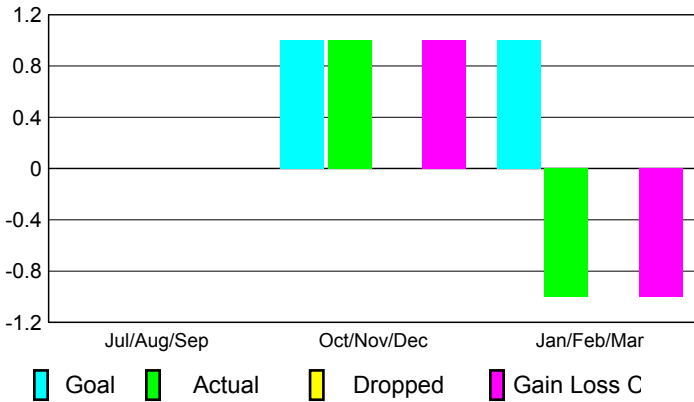
Club Results 2008-2009

Clubs 2007-2008

Month	New Club Goal	Actual New Clubs	Actual Dropped Clubs	Gain/Loss of Clubs	Gain/Loss of Clubs
Jul/Aug/Sep	0	0	0	0	0
Oct/Nov/Dec	1	1	0	1	-1
Jan/Feb/Mar	1	-1	0	-1	-1
Totals	2	0	0	0	-2

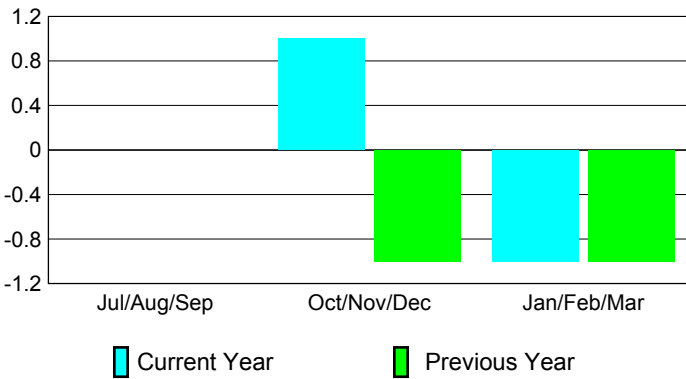
Club Results 2008-2009

Goal, New, Dropped, Gain/Loss




Comparison of Club Gain/Loss

Current Year Compared to the Previous Year



YTD Status Quo Clubs 2008-2009

Status Quo Clubs Compared to Status Quo Members



MEMBERSHIP

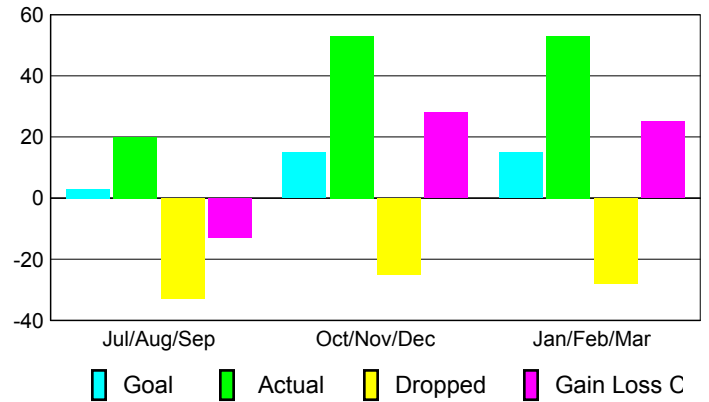
Membership Results 2008-2009

Membership 2007-2008

Month	Net Memb Goal	Actual New Memb	Actual Dropped Memb	Gain/Loss of Memb	Gain/Loss of Memb
Jul/Aug/Sep	3	20	-33	-13	-10
Oct/Nov/Dec	15	53	-25	28	-21
Jan/Feb/Mar	15	53	-28	25	-28
Totals	33	126	-86	40	-59

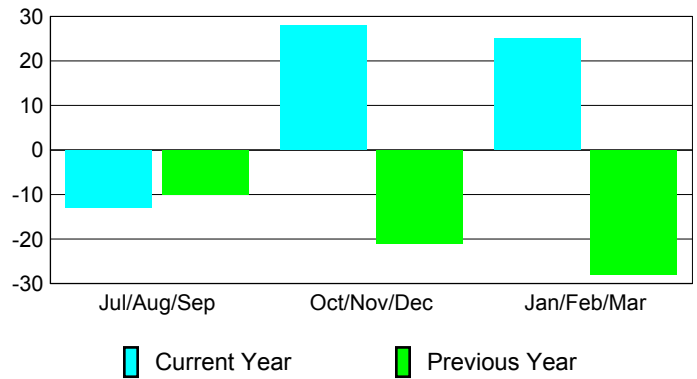
Membership Results 2008-2009

Goal, New, Dropped, Gain/Loss

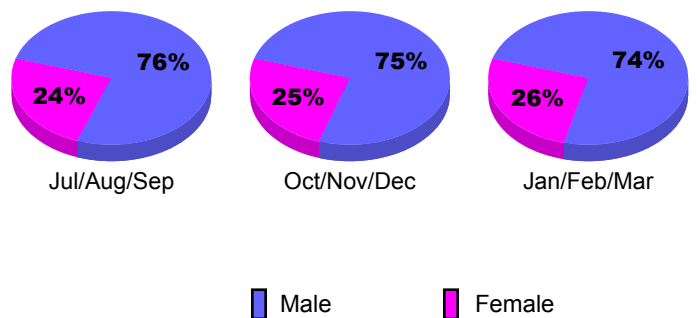


Comparison of Membership Gain/Loss

Current Year Compared to the Previous Year



Gender Comparison 2008-2009





2008-2009 GMT Quarterly Report for District (or Undistricted) **District 7 I**



GMT: **LELAND KOLKMEYER**

Location: **ARKANSAS**

GMT CA: **1 & 2**

CLUBS

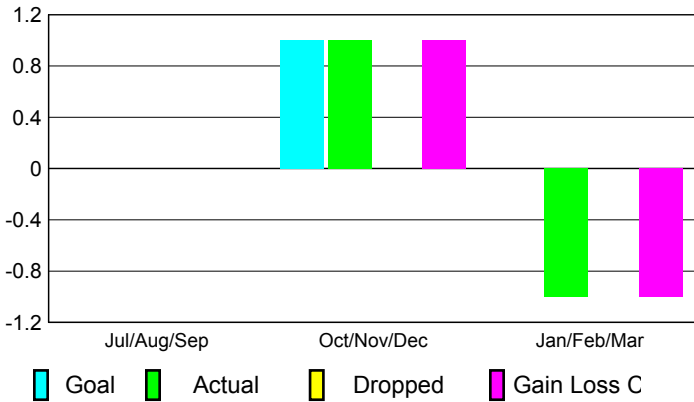
Club Results 2008-2009

Clubs 2007-2008

Month	New Club Goal	Actual New Clubs	Actual Dropped Clubs	Gain/Loss of Clubs	Gain/Loss of Clubs
Jul/Aug/Sep	0	0	0	0	0
Oct/Nov/Dec	1	1	0	1	0
Jan/Feb/Mar	0	-1	0	-1	0
Totals	1	0	0	0	0

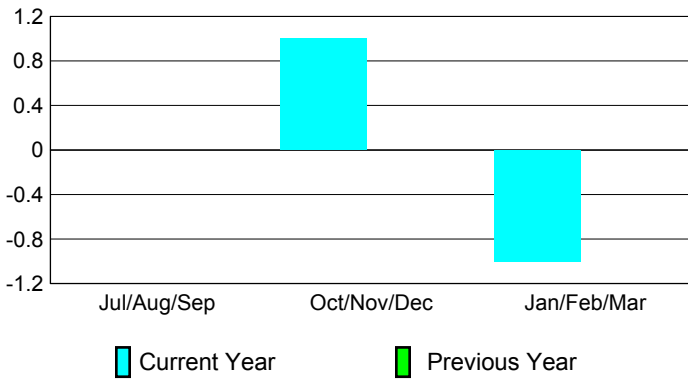
Club Results 2008-2009

Goal, New, Dropped, Gain/Loss



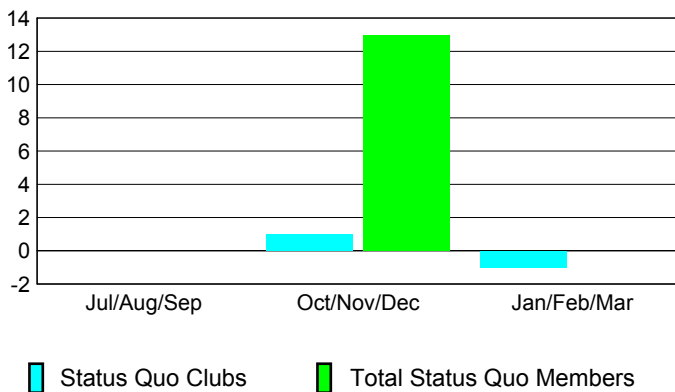
Comparison of Club Gain/Loss

Current Year Compared to the Previous Year



YTD Status Quo Clubs 2008-2009

Status Quo Clubs Compared to Status Quo Members



MEMBERSHIP

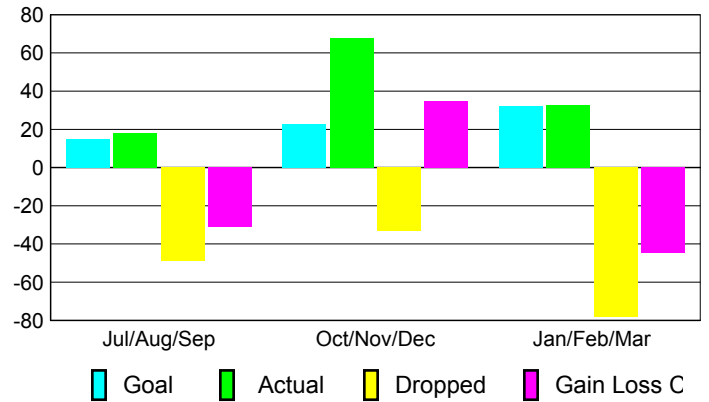
Membership Results 2008-2009

Membership 2007-2008

Month	Net Memb Goal	Actual New Memb	Actual Dropped Memb	Gain/Loss of Memb	Gain/Loss of Memb
Jul/Aug/Sep	15	18	-49	-31	-48
Oct/Nov/Dec	23	68	-33	35	-22
Jan/Feb/Mar	32	33	-78	-45	-12
Totals	70	119	-160	-41	-82

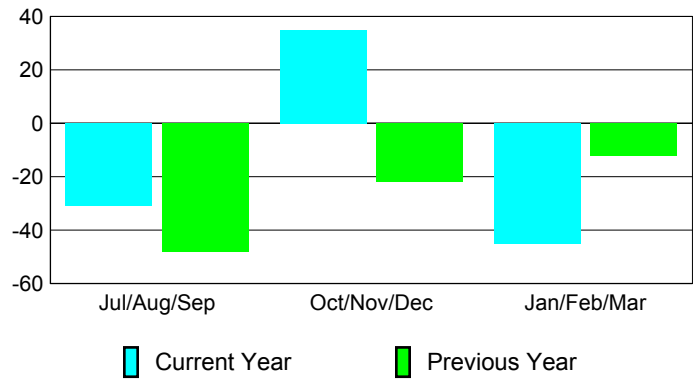
Membership Results 2008-2009

Goal, New, Dropped, Gain/Loss

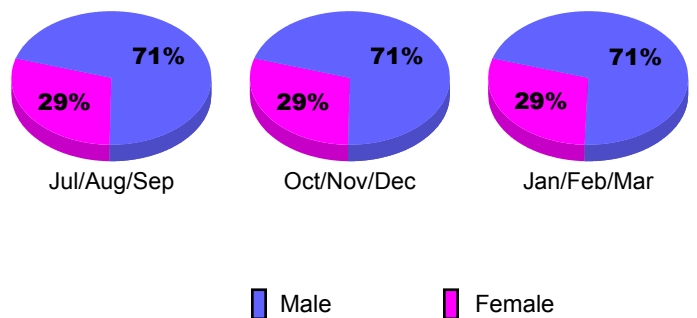


Comparison of Membership Gain/Loss

Current Year Compared to the Previous Year



Gender Comparison 2008-2009





2008-2009 GMT Quarterly Report for District (or Undistricted) **District 7 O**



GMT: **LELAND KOLKMEYER**

Location: **ARKANSAS**

GMT CA: **1 & 2**

CLUBS

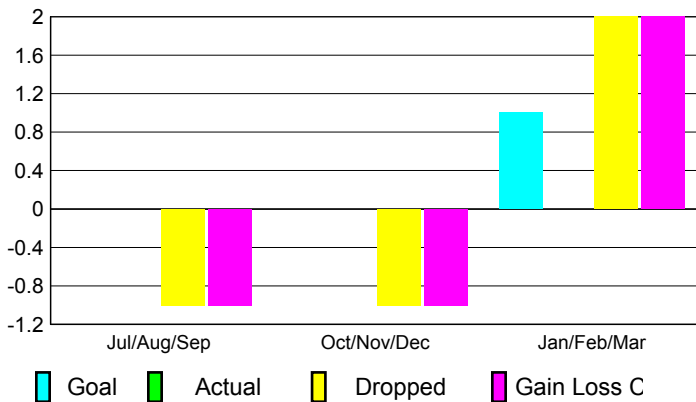
Club Results 2008-2009

Clubs 2007-2008

Month	New Club Goal	Actual New Clubs	Actual Dropped Clubs	Gain/Loss of Clubs	Gain/Loss of Clubs
Jul/Aug/Sep	0	0	-1	-1	0
Oct/Nov/Dec	0	0	-1	-1	0
Jan/Feb/Mar	1	0	2	2	0
Totals	1	0	0	0	0

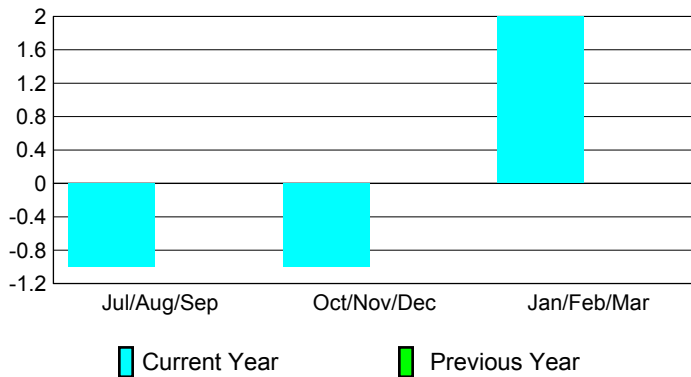
Club Results 2008-2009

Goal, New, Dropped, Gain/Loss



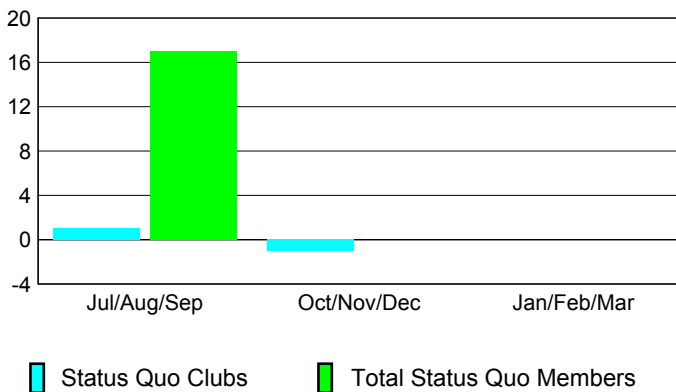
Comparison of Club Gain/Loss

Current Year Compared to the Previous Year



YTD Status Quo Clubs 2008-2009

Status Quo Clubs Compared to Status Quo Members



MEMBERSHIP

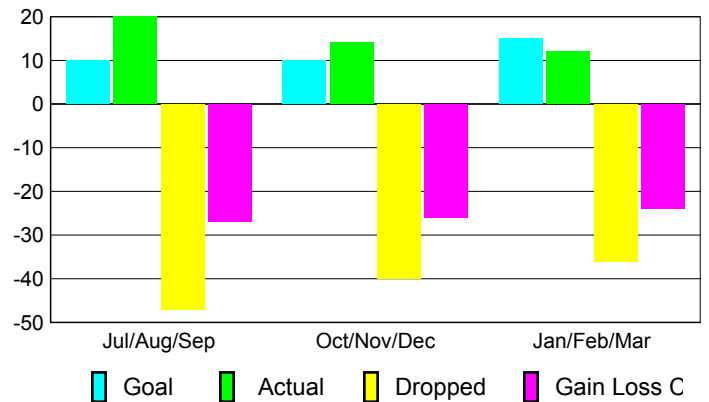
Membership Results 2008-2009

Membership 2007-2008

Month	Net Memb Goal	Actual New Memb	Actual Dropped Memb	Gain/Loss of Memb	Gain/Loss of Memb
Jul/Aug/Sep	10	20	-47	-27	1
Oct/Nov/Dec	10	14	-40	-26	-23
Jan/Feb/Mar	15	12	-36	-24	2
Totals	35	46	-123	-77	-20

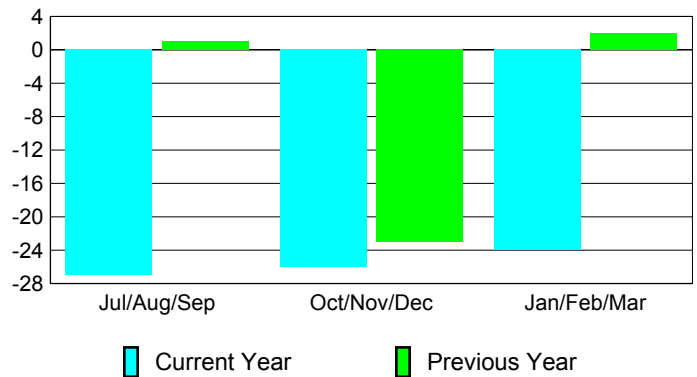
Membership Results 2008-2009

Goal, New, Dropped, Gain/Loss

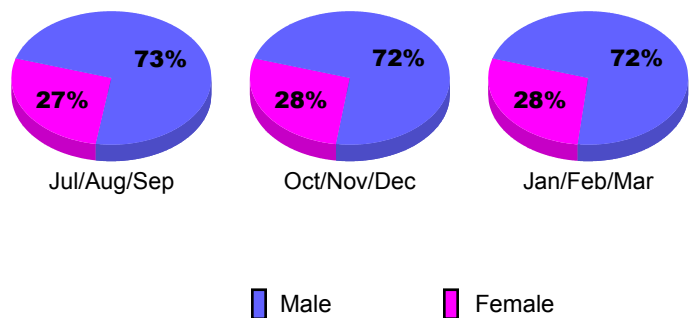


Comparison of Membership Gain/Loss

Current Year Compared to the Previous Year



Gender Comparison 2008-2009





2008-2009 GMT Quarterly Report for District (or Undistricted) **District 7 N**



GMT: **LELAND KOLKMEYER**

Location: **ARKANSAS**

GMT CA: **1 & 2**

CLUBS

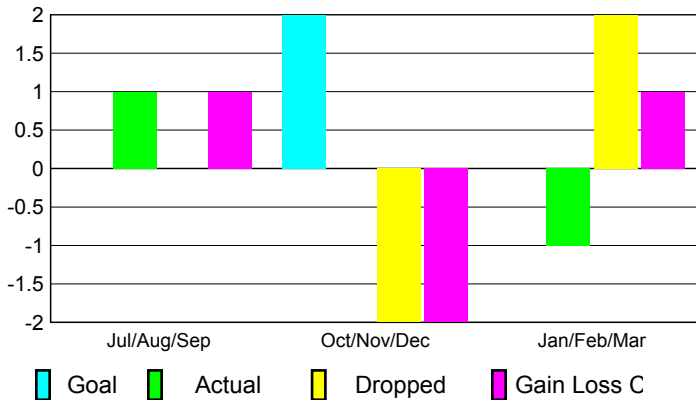
Club Results 2008-2009

Clubs 2007-2008

Month	New Club Goal	Actual New Clubs	Actual Dropped Clubs	Gain/Loss of Clubs	Gain/Loss of Clubs
Jul/Aug/Sep	0	1	0	1	0
Oct/Nov/Dec	2	0	-2	-2	-1
Jan/Feb/Mar	0	-1	2	1	-2
Totals	2	0	0	0	-3

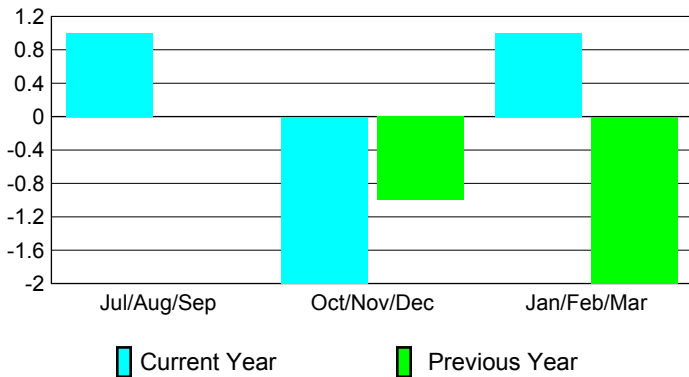
Club Results 2008-2009

Goal, New, Dropped, Gain/Loss



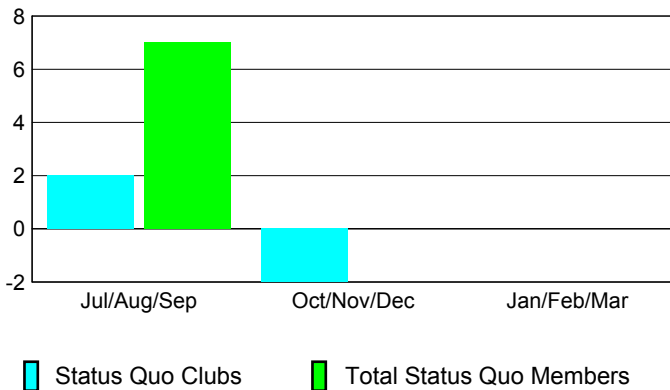
Comparison of Club Gain/Loss

Current Year Compared to the Previous Year



YTD Status Quo Clubs 2008-2009

Status Quo Clubs Compared to Status Quo Members



MEMBERSHIP

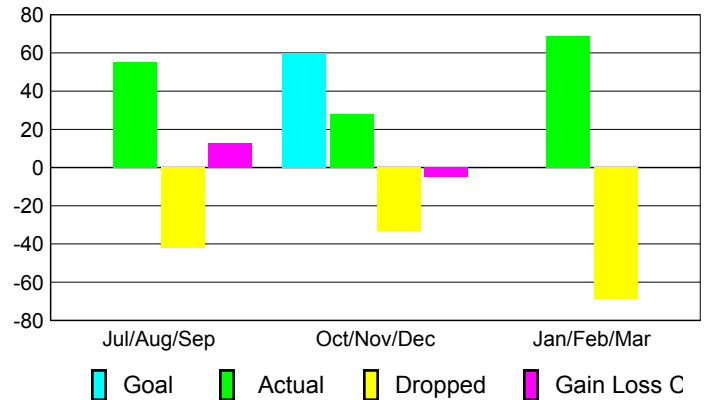
Membership Results 2008-2009

Membership 2007-2008

Month	Net Memb Goal	Actual New Memb	Actual Dropped Memb	Gain/Loss of Memb	Gain/Loss of Memb
Jul/Aug/Sep	0	55	-42	13	-10
Oct/Nov/Dec	60	28	-33	-5	-18
Jan/Feb/Mar	0	69	-69	0	-56
Totals	60	152	-144	8	-84

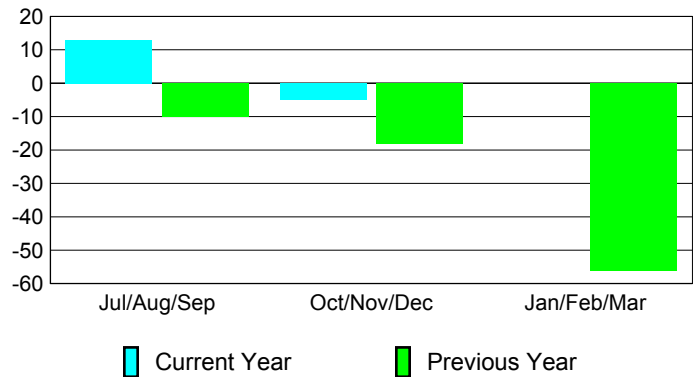
Membership Results 2008-2009

Goal, New, Dropped, Gain/Loss

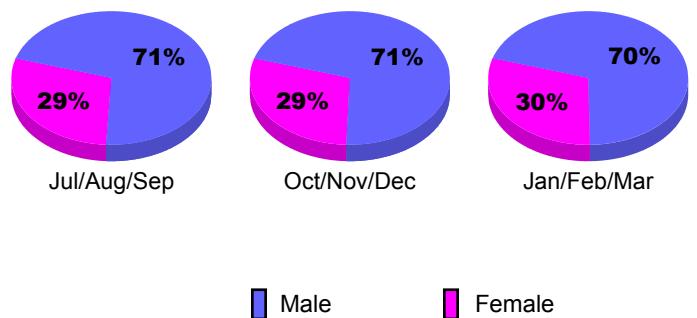


Comparison of Membership Gain/Loss

Current Year Compared to the Previous Year



Gender Comparison 2008-2009





2008-2009 GMT Quarterly Report for District (or Undistricted) **District 8 L**



GMT: **LELAND KOLKMEYER**

Location: **LOUISIANA**

GMT CA: **1 & 2**

CLUBS

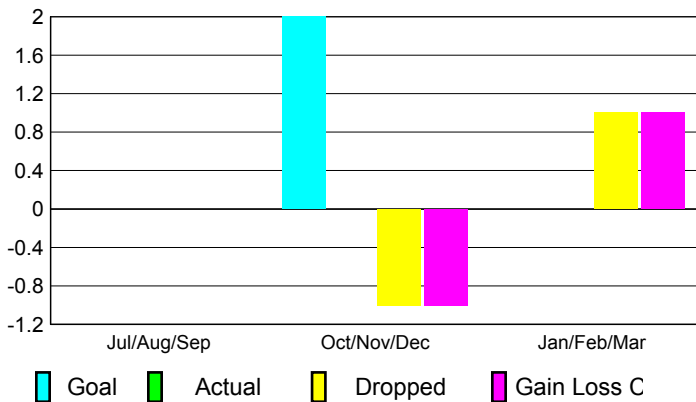
Club Results 2008-2009

Clubs 2007-2008

Month	New Club Goal	Actual New Clubs	Actual Dropped Clubs	Gain/Loss of Clubs	Gain/Loss of Clubs
Jul/Aug/Sep	0	0	0	0	0
Oct/Nov/Dec	2	0	-1	-1	-1
Jan/Feb/Mar	0	0	1	1	0
Totals	2	0	0	0	-1

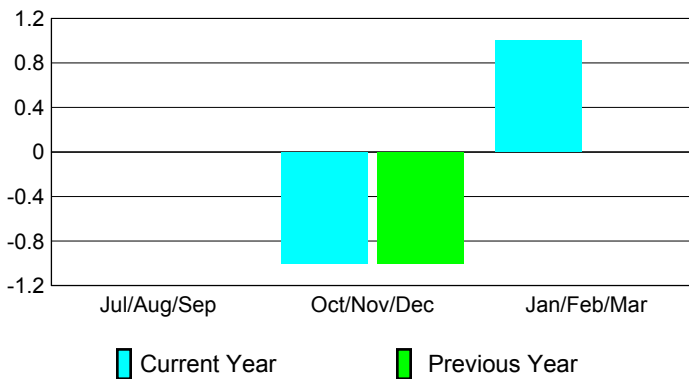
Club Results 2008-2009

Goal, New, Dropped, Gain/Loss



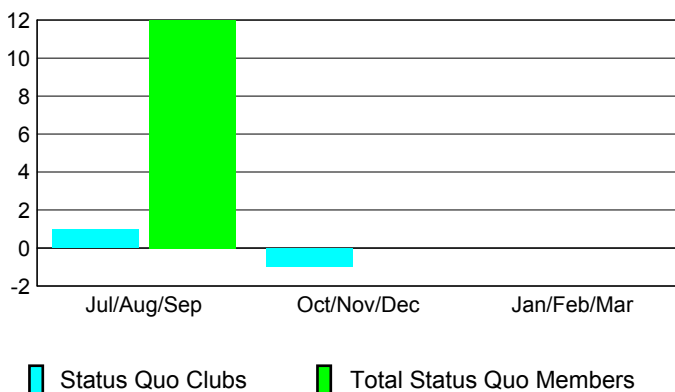
Comparison of Club Gain/Loss

Current Year Compared to the Previous Year



YTD Status Quo Clubs 2008-2009

Status Quo Clubs Compared to Status Quo Members



MEMBERSHIP

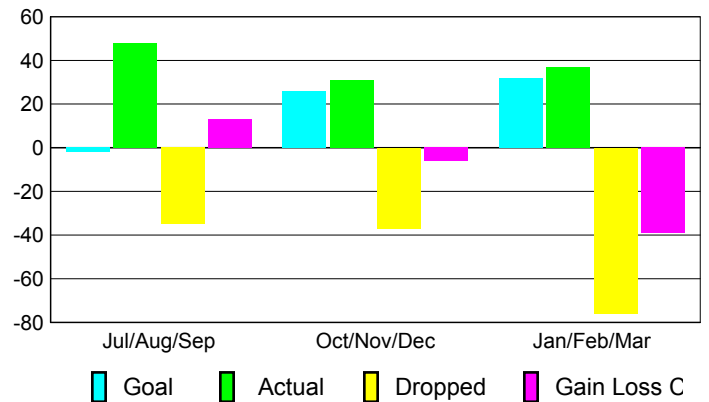
Membership Results 2008-2009

Membership 2007-2008

Month	Net Memb Goal	Actual New Memb	Actual Dropped Memb	Gain/Loss of Memb	Gain/Loss of Memb
Jul/Aug/Sep	-2	48	-35	13	-26
Oct/Nov/Dec	26	31	-37	-6	-20
Jan/Feb/Mar	32	37	-76	-39	2
Totals	56	116	-148	-32	-44

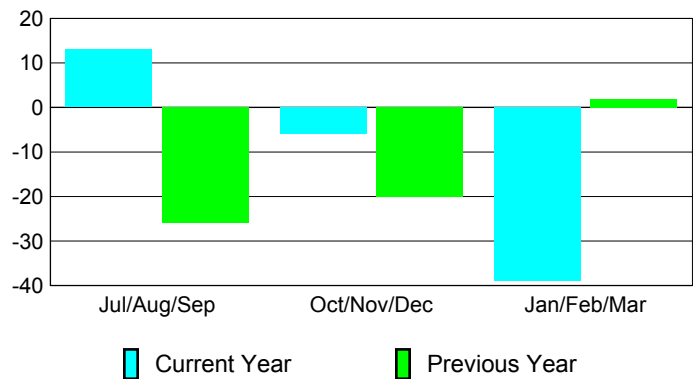
Membership Results 2008-2009

Goal, New, Dropped, Gain/Loss

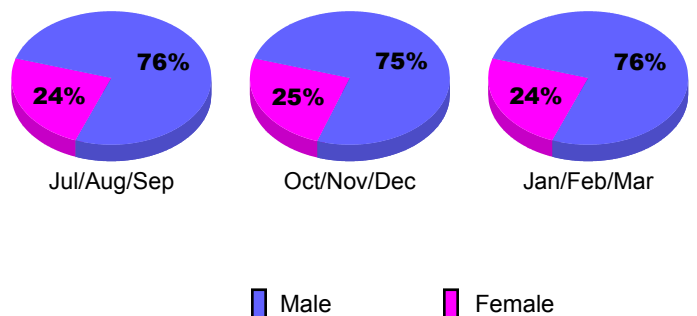


Comparison of Membership Gain/Loss

Current Year Compared to the Previous Year



Gender Comparison 2008-2009





2008-2009 GMT Quarterly Report for District (or Undistricted) **District 8 I**



GMT: **LELAND KOLKMEYER**

Location: **LOUISIANA**

GMT CA: **1 & 2**

CLUBS

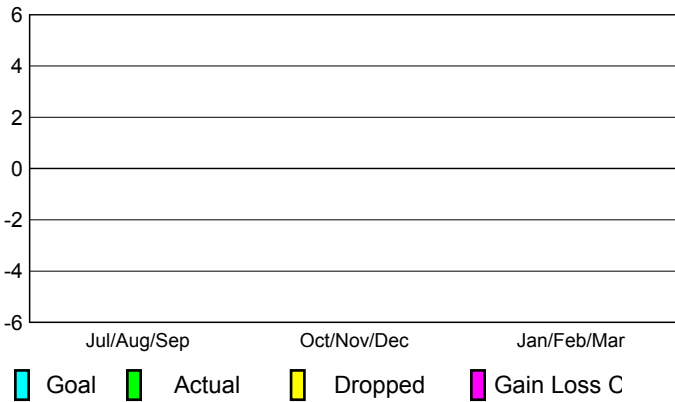
Club Results 2008-2009

Clubs 2007-2008

Month	New Club Goal	Actual New Clubs	Actual Dropped Clubs	Gain/Loss of Clubs	Gain/Loss of Clubs
Jul/Aug/Sep	0	0	0	0	0
Oct/Nov/Dec	0	0	0	0	-1
Jan/Feb/Mar	0	0	0	0	0
Totals	0	0	0	0	-1

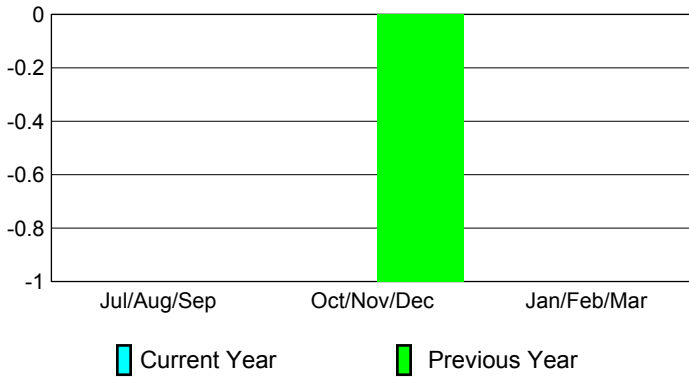
Club Results 2008-2009

Goal, New, Dropped, Gain/Loss



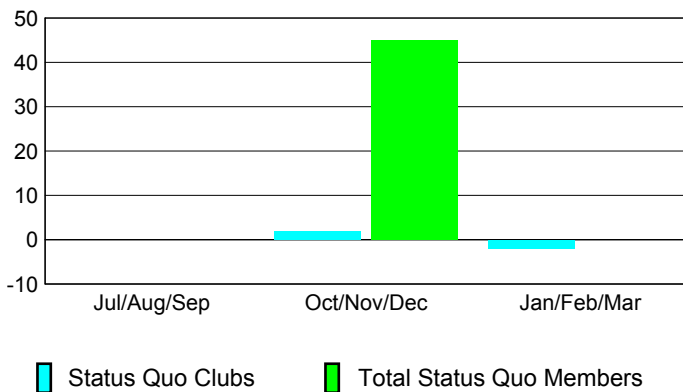
Comparison of Club Gain/Loss

Current Year Compared to the Previous Year



YTD Status Quo Clubs 2008-2009

Status Quo Clubs Compared to Status Quo Members



MEMBERSHIP

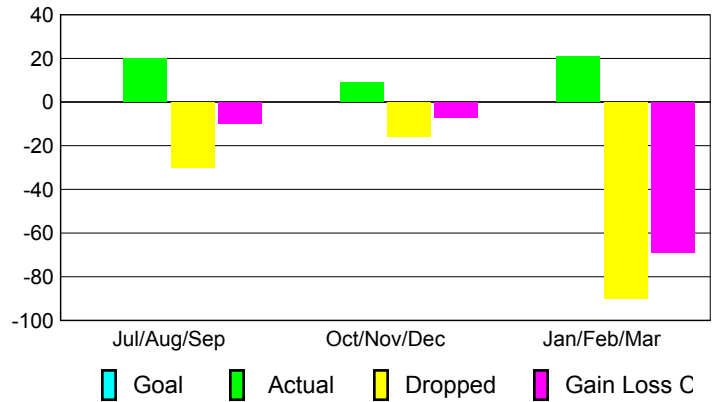
Membership Results 2008-2009

Membership 2007-2008

Month	Net Memb Goal	Actual New Memb	Actual Dropped Memb	Gain/Loss of Memb	Gain/Loss of Memb
Jul/Aug/Sep	0	20	-30	-10	-5
Oct/Nov/Dec	0	9	-16	-7	-22
Jan/Feb/Mar	0	21	-90	-69	-14
Totals	0	50	-136	-86	-41

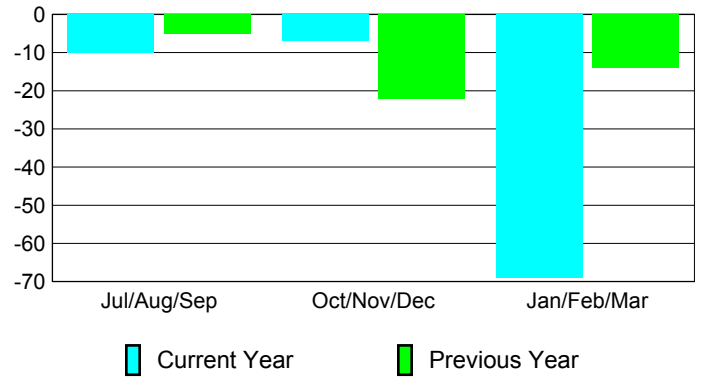
Membership Results 2008-2009

Goal, New, Dropped, Gain/Loss

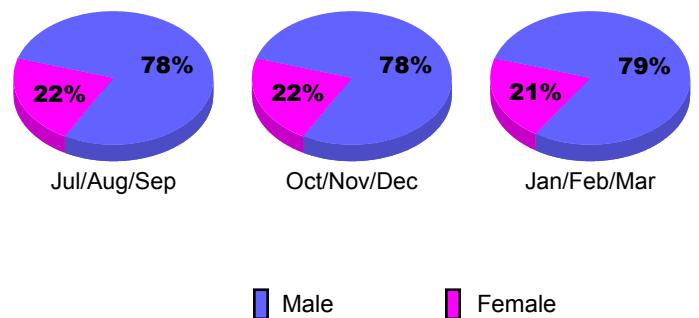


Comparison of Membership Gain/Loss

Current Year Compared to the Previous Year



Gender Comparison 2008-2009





2008-2009 GMT Quarterly Report for District (or Undistricted) **District 8 O**



GMT: **LELAND KOLKMEYER**

Location: **LOUISIANA**

GMT CA: **1 & 2**

CLUBS

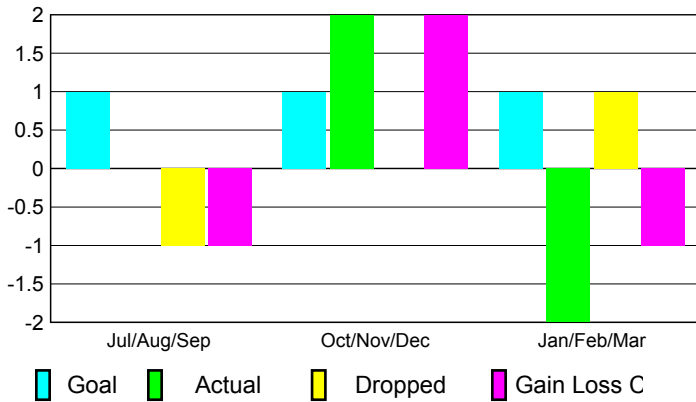
Club Results 2008-2009

Clubs 2007-2008

Month	New Club Goal	Actual New Clubs	Actual Dropped Clubs	Gain/Loss of Clubs	Gain/Loss of Clubs
Jul/Aug/Sep	1	0	-1	-1	0
Oct/Nov/Dec	1	2	0	2	-3
Jan/Feb/Mar	1	-2	1	-1	2
Totals	3	0	0	0	-1

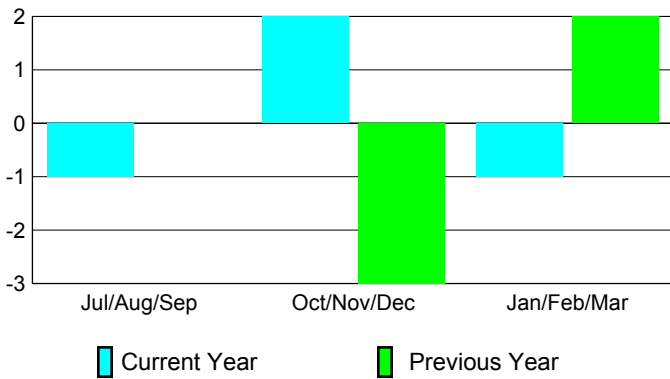
Club Results 2008-2009

Goal, New, Dropped, Gain/Loss



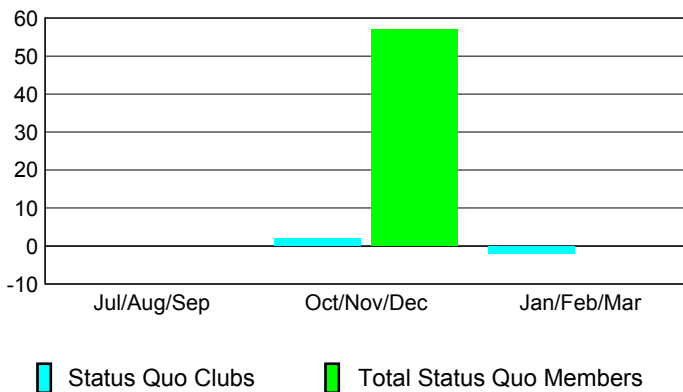
Comparison of Club Gain/Loss

Current Year Compared to the Previous Year



YTD Status Quo Clubs 2008-2009

Status Quo Clubs Compared to Status Quo Members



MEMBERSHIP

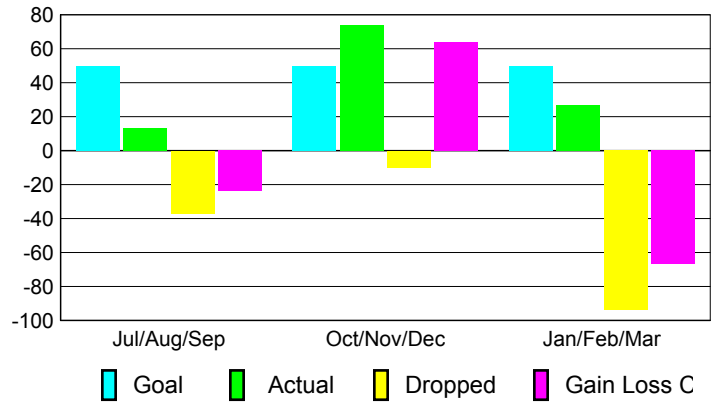
Membership Results 2008-2009

Membership 2007-2008

Month	Net Memb Goal	Actual New Memb	Actual Dropped Memb	Gain/Loss of Memb	Gain/Loss of Memb
Jul/Aug/Sep	50	13	-37	-24	-12
Oct/Nov/Dec	50	74	-10	64	-48
Jan/Feb/Mar	50	27	-94	-67	54
Totals	150	114	-141	-27	-6

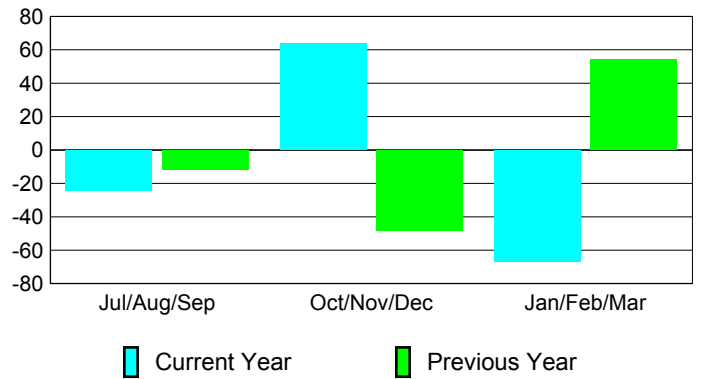
Membership Results 2008-2009

Goal, New, Dropped, Gain/Loss

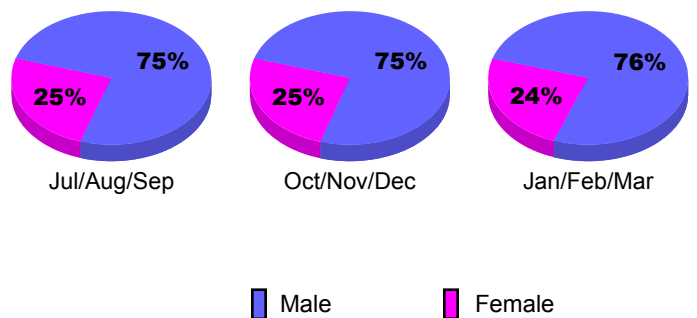


Comparison of Membership Gain/Loss

Current Year Compared to the Previous Year



Gender Comparison 2008-2009





2008-2009 GMT Quarterly Report for District (or Undistricted) **District 8 N**



GMT: **LELAND KOLKMEYER**

Location: **LOUISIANA**

GMT CA: **1 & 2**

CLUBS

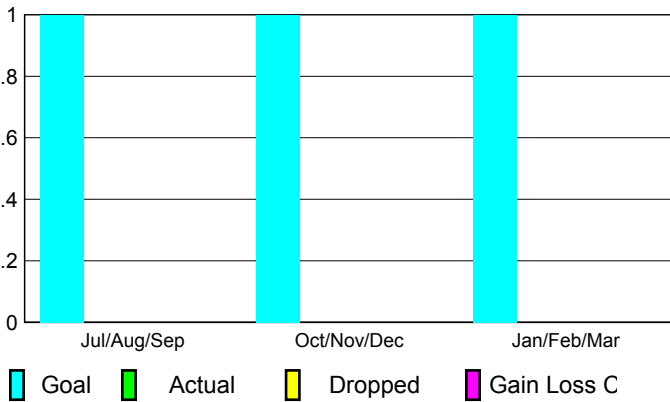
Club Results 2008-2009

Clubs 2007-2008

Month	New Club Goal	Actual New Clubs	Actual Dropped Clubs	Gain/Loss of Clubs	Gain/Loss of Clubs
Jul/Aug/Sep	1	0	0	0	0
Oct/Nov/Dec	1	0	0	0	0
Jan/Feb/Mar	1	0	0	0	0
Totals	3	0	0	0	0


Club Results 2008-2009

Goal, New, Dropped, Gain/Loss




Comparison of Club Gain/Loss

Current Year Compared to the Previous Year



YTD Status Quo Clubs 2008-2009

Status Quo Clubs Compared to Status Quo Members



MEMBERSHIP

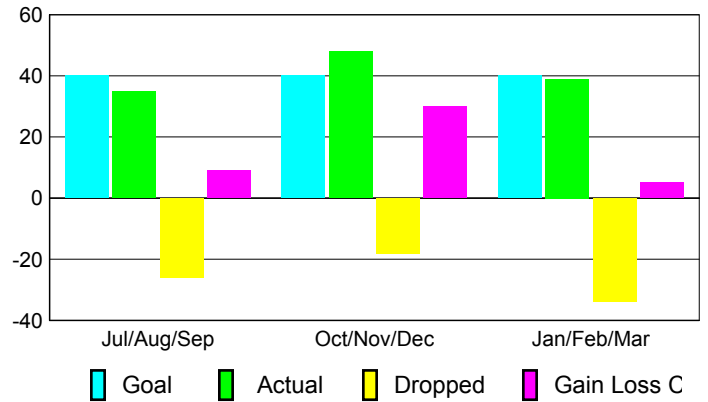
Membership Results 2008-2009

Membership 2007-2008

Month	Net Memb Goal	Actual New Memb	Actual Dropped Memb	Gain/Loss of Memb	Gain/Loss of Memb
Jul/Aug/Sep	40	35	-26	9	-12
Oct/Nov/Dec	40	48	-18	30	2
Jan/Feb/Mar	40	39	-34	5	-17
Totals	120	122	-78	44	-27

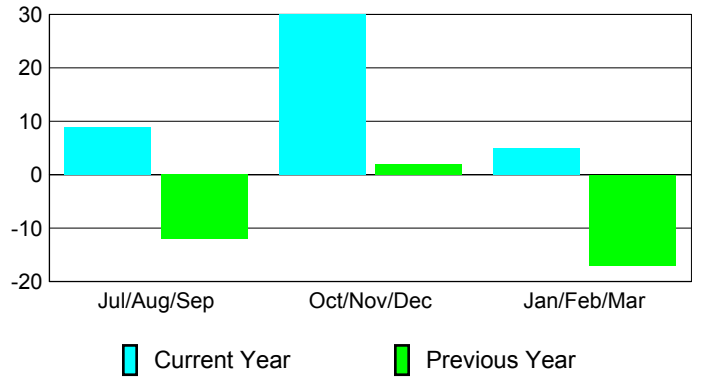
Membership Results 2008-2009

Goal, New, Dropped, Gain/Loss

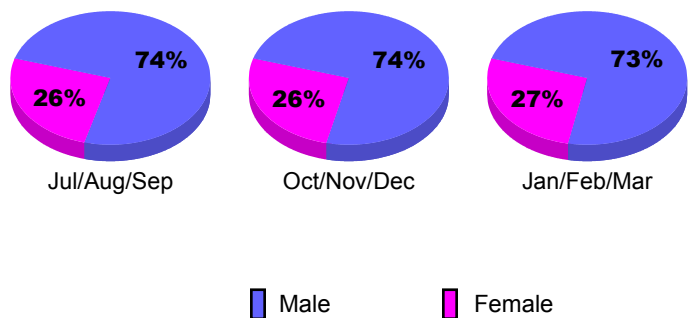


Comparison of Membership Gain/Loss

Current Year Compared to the Previous Year



Gender Comparison 2008-2009





2008-2009 GMT Quarterly Report for District (or Undistricted) **District 8 S**



GMT: **LELAND KOLKMEYER**

Location: **LOUISIANA**

GMT CA: **1 & 2**

CLUBS

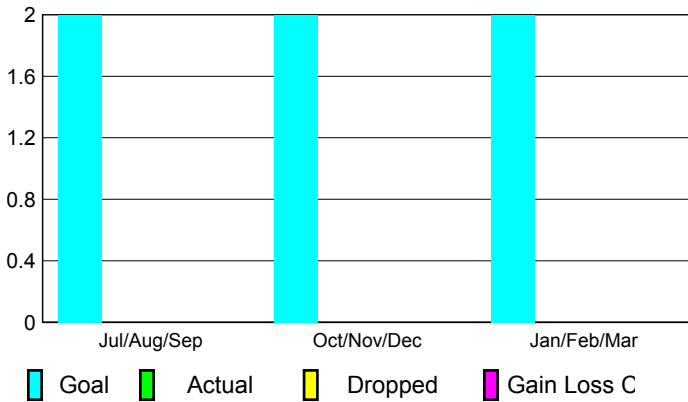
Club Results 2008-2009

Clubs 2007-2008

Month	New Club Goal	Actual New Clubs	Actual Dropped Clubs	Gain/Loss of Clubs	Gain/Loss of Clubs
Jul/Aug/Sep	2	0	0	0	0
Oct/Nov/Dec	2	0	0	0	0
Jan/Feb/Mar	2	0	0	0	-1
Totals	6	0	0	0	-1

Club Results 2008-2009

Goal, New, Dropped, Gain/Loss



MEMBERSHIP

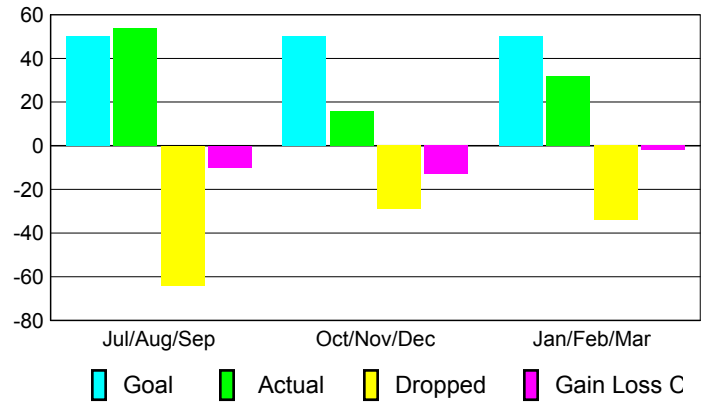
Membership Results 2008-2009

Membership 2007-2008

Month	Net Memb Goal	Actual New Memb	Actual Dropped Memb	Gain/Loss of Memb	Gain/Loss of Memb
Jul/Aug/Sep	50	54	-64	-10	17
Oct/Nov/Dec	50	16	-29	-13	15
Jan/Feb/Mar	50	32	-34	-2	-17
Totals	150	102	-127	-25	15


Membership Results 2008-2009

Goal, New, Dropped, Gain/Loss



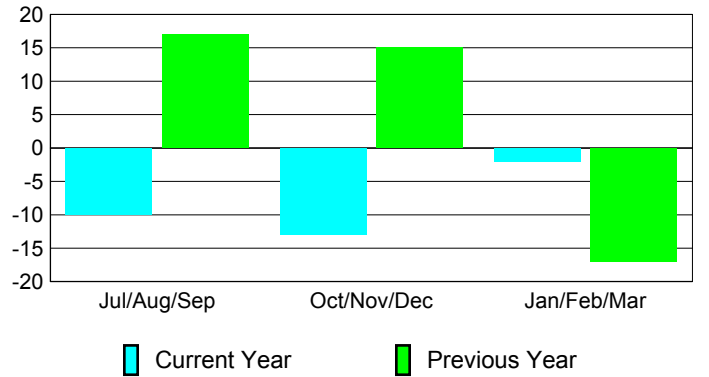
Comparison of Club Gain/Loss

Current Year Compared to the Previous Year



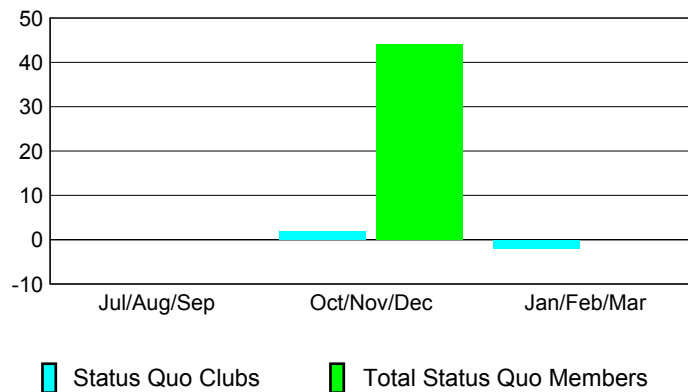
Comparison of Membership Gain/Loss

Current Year Compared to the Previous Year

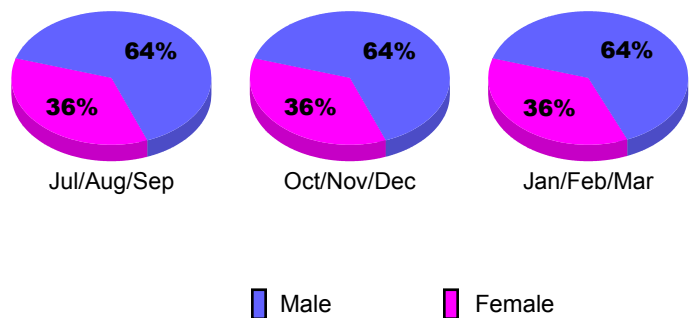


YTD Status Quo Clubs 2008-2009

Status Quo Clubs Compared to Status Quo Members



Gender Comparison 2008-2009





2008-2009 GMT Quarterly Report for District (or Undistricted) **District 26 A2**



GMT: **LELAND KOLKMEYER**

Location: **MISSOURI**

GMT CA: **1 & 2**

CLUBS

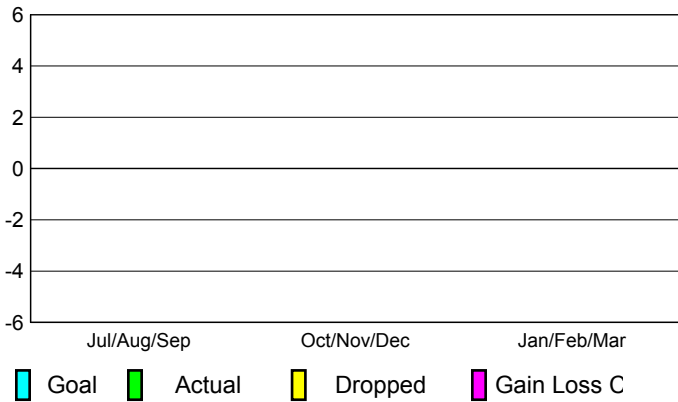
Club Results
2008-2009

Clubs
2007-2008

Month	New Club Goal	Actual New Clubs	Actual Dropped Clubs	Gain/Loss of Clubs	Gain/Loss of Clubs
Jul/Aug/Sep					0
Oct/Nov/Dec					0
Jan/Feb/Mar					-1
Totals					-1

Club Results 2008-2009

Goal, New, Dropped, Gain/Loss



MEMBERSHIP

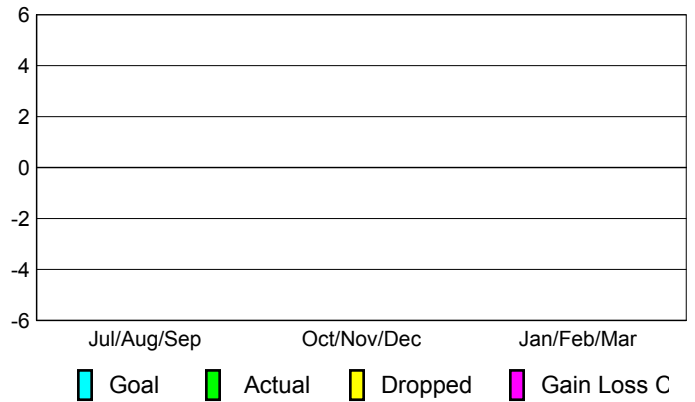
Membership Results
2008-2009

Membership
2007-2008

Month	Net Memb Goal	Actual New Memb	Actual Dropped Memb	Gain/Loss of Memb	Gain/Loss of Memb
Jul/Aug/Sep					0
Oct/Nov/Dec					0
Jan/Feb/Mar					-12
Totals					-12


Membership Results 2008-2009

Goal, New, Dropped, Gain/Loss




Comparison of Club Gain/Loss

Current Year Compared to the Previous Year




Comparison of Membership Gain/Loss

Current Year Compared to the Previous Year



YTD Status Quo Clubs 2008-2009

Status Quo Clubs Compared to Status Quo Members



Gender Comparison 2008-2009

Male Female



2008-2009 GMT Quarterly Report for District (or Undistricted) District 26 M1



GMT: **LELAND KOLKMEYER**

Location: **MISSOURI**

GMT CA: **1 & 2**

CLUBS

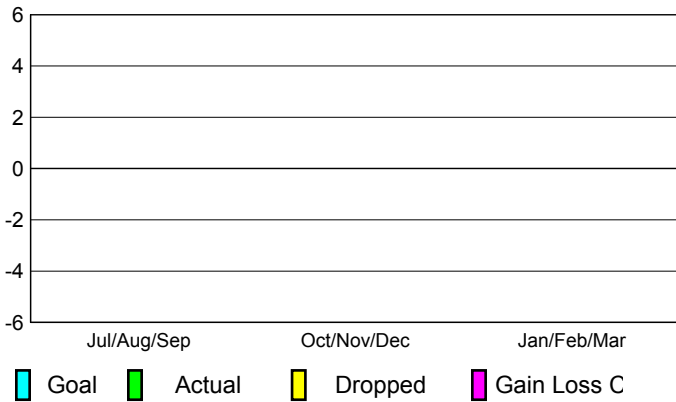
Club Results 2008-2009

Clubs 2007-2008

Month	New Club Goal	Actual New Clubs	Actual Dropped Clubs	Gain/Loss of Clubs	Gain/Loss of Clubs
Jul/Aug/Sep	0	0	0	0	0
Oct/Nov/Dec	0	0	0	0	0
Jan/Feb/Mar	0	0	0	0	0
Totals	0	0	0	0	0


Club Results 2008-2009

Goal, New, Dropped, Gain/Loss




Comparison of Club Gain/Loss

Current Year Compared to the Previous Year



YTD Status Quo Clubs 2008-2009

Status Quo Clubs Compared to Status Quo Members



MEMBERSHIP

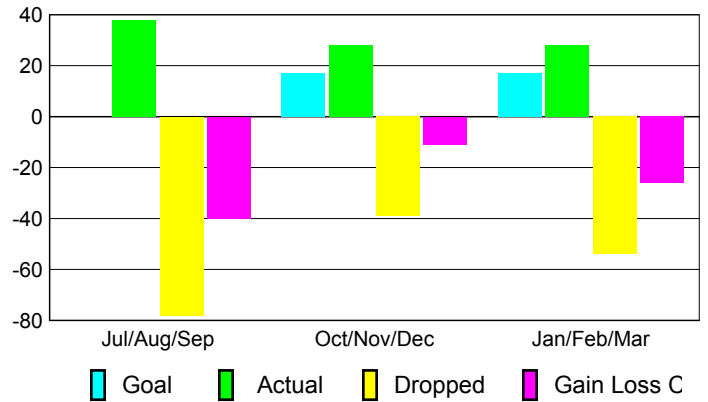
Membership Results 2008-2009

Membership 2007-2008

Month	Net Memb Goal	Actual New Memb	Actual Dropped Memb	Gain/Loss of Memb	Gain/Loss of Memb
Jul/Aug/Sep	0	38	-78	-40	4
Oct/Nov/Dec	17	28	-39	-11	23
Jan/Feb/Mar	17	28	-54	-26	-8
Totals	34	94	-171	-77	19

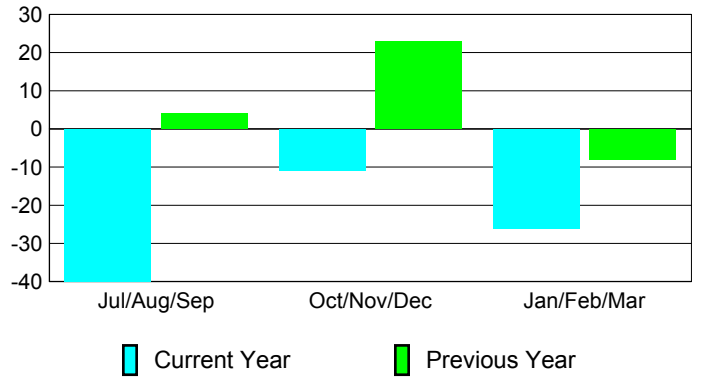
Membership Results 2008-2009

Goal, New, Dropped, Gain/Loss

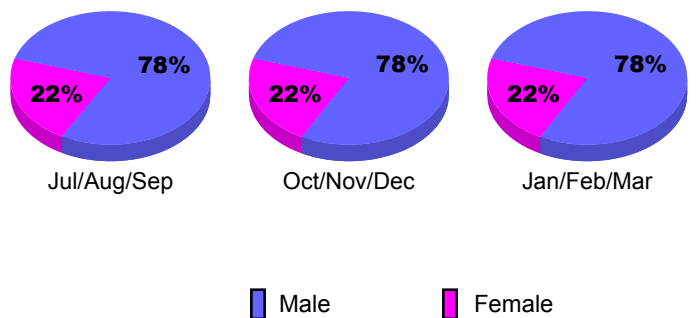


Comparison of Membership Gain/Loss

Current Year Compared to the Previous Year



Gender Comparison 2008-2009





2008-2009 GMT Quarterly Report for District (or Undistricted) **District 26 M2**



GMT: **LELAND KOLKMEYER**

Location: **MISSOURI**

GMT CA: **1 & 2**

CLUBS

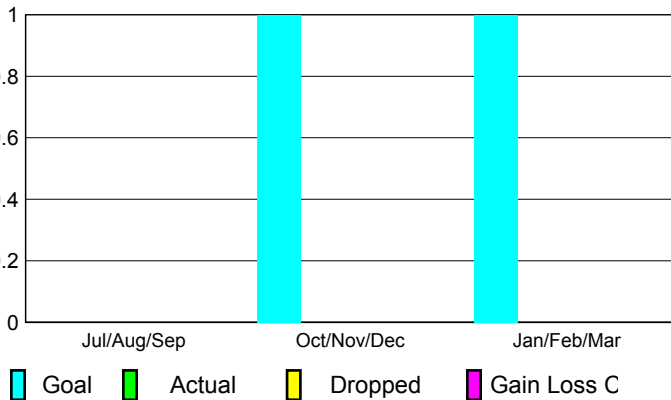
Club Results 2008-2009

Clubs 2007-2008

Month	New Club Goal	Actual New Clubs	Actual Dropped Clubs	Gain/Loss of Clubs	Gain/Loss of Clubs
Jul/Aug/Sep	0	0	0	0	0
Oct/Nov/Dec	1	0	0	0	0
Jan/Feb/Mar	1	0	0	0	0
Totals	2	0	0	0	0


Club Results 2008-2009

Goal, New, Dropped, Gain/Loss




Comparison of Club Gain/Loss

Current Year Compared to the Previous Year



YTD Status Quo Clubs 2008-2009

Status Quo Clubs Compared to Status Quo Members



MEMBERSHIP

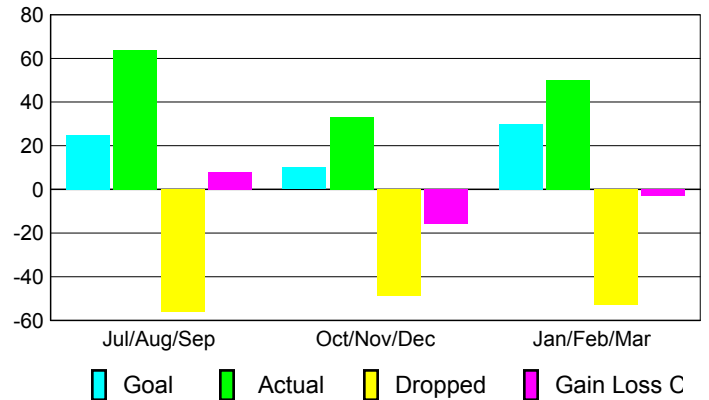
Membership Results 2008-2009

Membership 2007-2008

Month	Net Memb Goal	Actual New Memb	Actual Dropped Memb	Gain/Loss of Memb	Gain/Loss of Memb
Jul/Aug/Sep	25	64	-56	8	16
Oct/Nov/Dec	10	33	-49	-16	-9
Jan/Feb/Mar	30	50	-53	-3	-8
Totals	65	147	-158	-11	-1

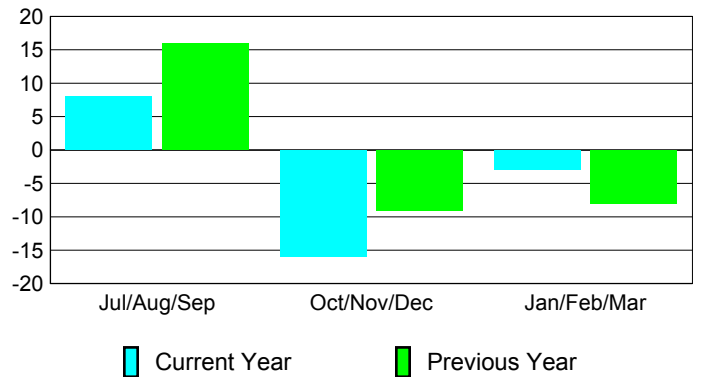
Membership Results 2008-2009

Goal, New, Dropped, Gain/Loss

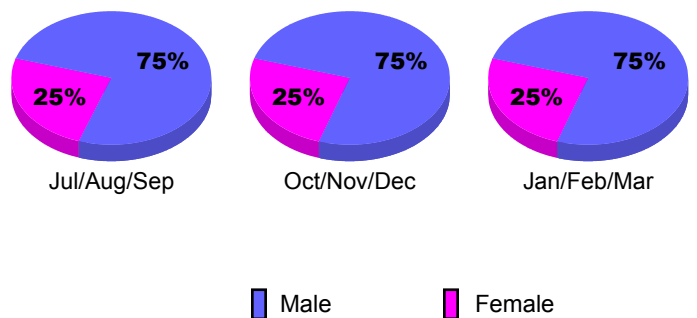


Comparison of Membership Gain/Loss

Current Year Compared to the Previous Year



Gender Comparison 2008-2009





2008-2009 GMT Quarterly Report for District (or Undistricted) **District 26 M3**



GMT: **LELAND KOLKMEYER**

Location: **MISSOURI**

GMT CA: **1 & 2**

CLUBS

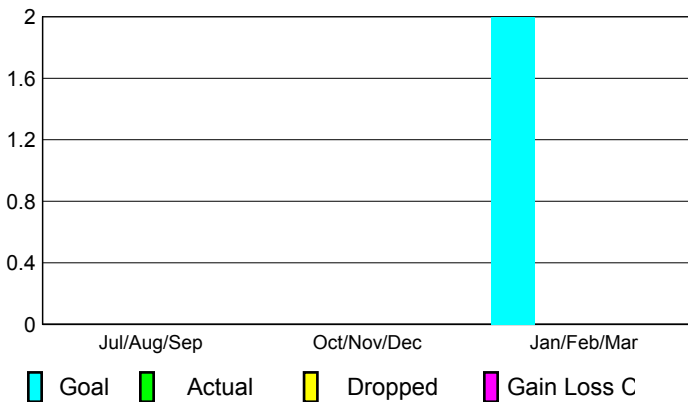
Club Results 2008-2009

Clubs 2007-2008

Month	New Club Goal	Actual New Clubs	Actual Dropped Clubs	Gain/Loss of Clubs	Gain/Loss of Clubs
Jul/Aug/Sep	0	0	0	0	0
Oct/Nov/Dec	0	0	0	0	0
Jan/Feb/Mar	2	0	0	0	0
Totals	2	0	0	0	0


Club Results 2008-2009

Goal, New, Dropped, Gain/Loss




Comparison of Club Gain/Loss

Current Year Compared to the Previous Year



YTD Status Quo Clubs 2008-2009

Status Quo Clubs Compared to Status Quo Members



MEMBERSHIP

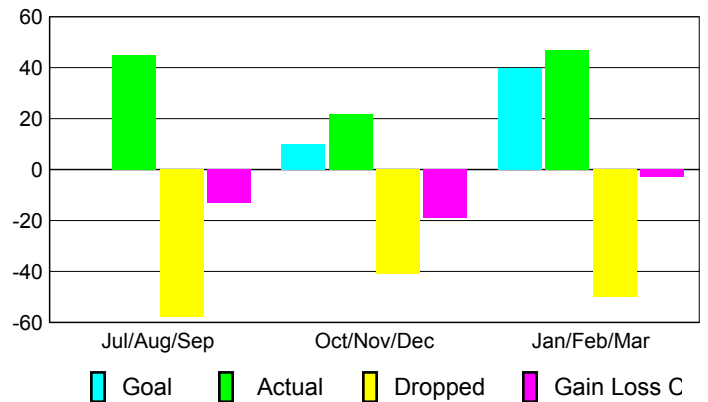
Membership Results 2008-2009

Membership 2007-2008

Month	Net Memb Goal	Actual New Memb	Actual Dropped Memb	Gain/Loss of Memb	Gain/Loss of Memb
Jul/Aug/Sep	0	45	-58	-13	-12
Oct/Nov/Dec	10	22	-41	-19	-2
Jan/Feb/Mar	40	47	-50	-3	-23
Totals	50	114	-149	-35	-37

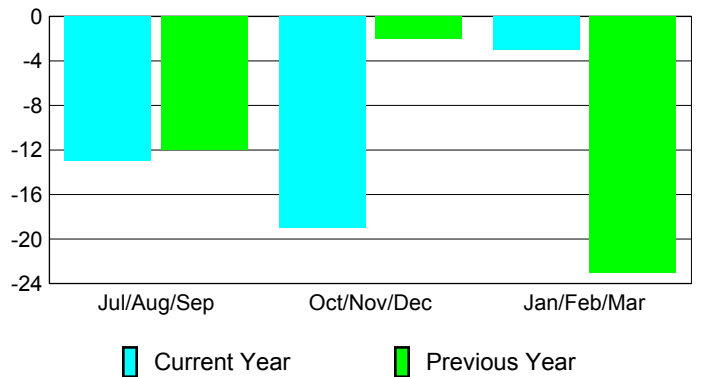
Membership Results 2008-2009

Goal, New, Dropped, Gain/Loss

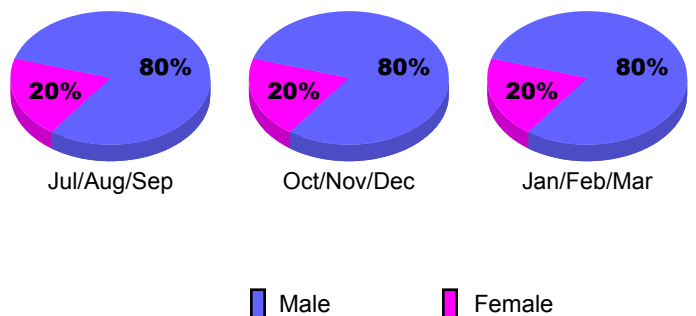


Comparison of Membership Gain/Loss

Current Year Compared to the Previous Year



Gender Comparison 2008-2009





2008-2009 GMT Quarterly Report for District (or Undistricted) **District 26 C**



GMT: **LELAND KOLKMEYER**

Location: **MISSOURI**

GMT CA: **1 & 2**

CLUBS

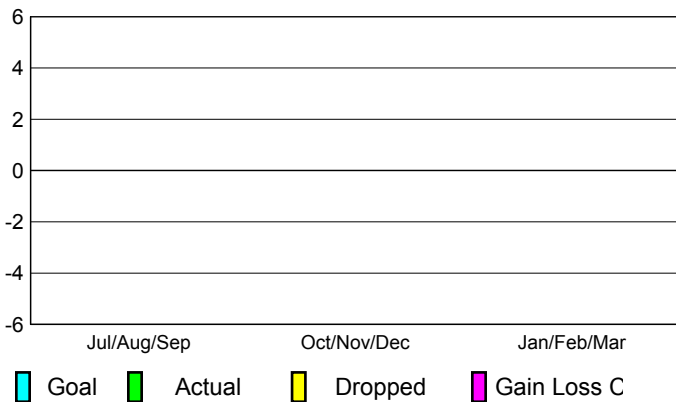
Club Results 2008-2009

Clubs 2007-2008

Month	New Club Goal	Actual New Clubs	Actual Dropped Clubs	Gain/Loss of Clubs	Gain/Loss of Clubs
Jul/Aug/Sep					0
Oct/Nov/Dec					-1
Jan/Feb/Mar					0
Totals					-1

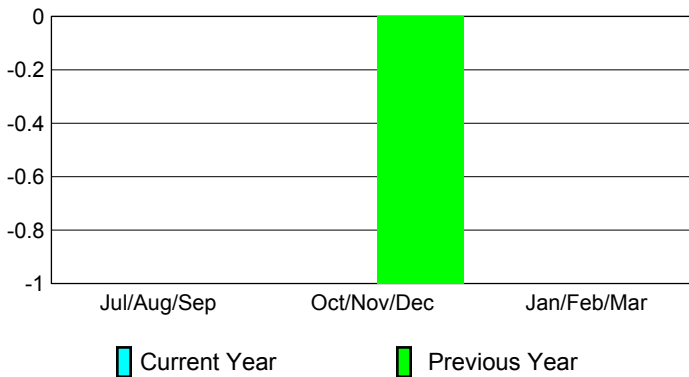
Club Results 2008-2009

Goal, New, Dropped, Gain/Loss




Comparison of Club Gain/Loss

Current Year Compared to the Previous Year



YTD Status Quo Clubs 2008-2009

Status Quo Clubs Compared to Status Quo Members



MEMBERSHIP

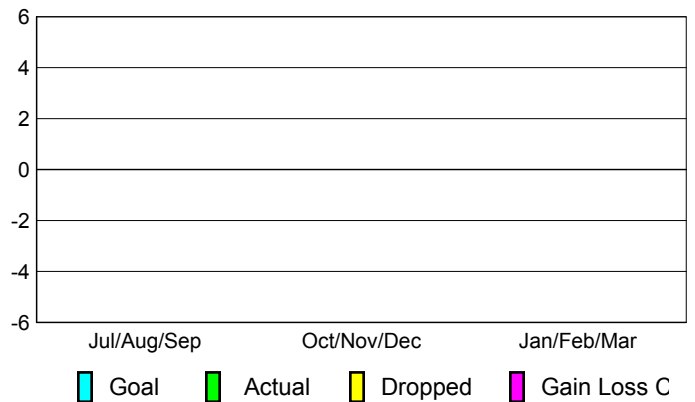
Membership Results 2008-2009

Membership 2007-2008

Month	Net Memb Goal	Actual New Memb	Actual Dropped Memb	Gain/Loss of Memb	Gain/Loss of Memb
Jul/Aug/Sep					-1
Oct/Nov/Dec					-7
Jan/Feb/Mar					-7
Totals					-15

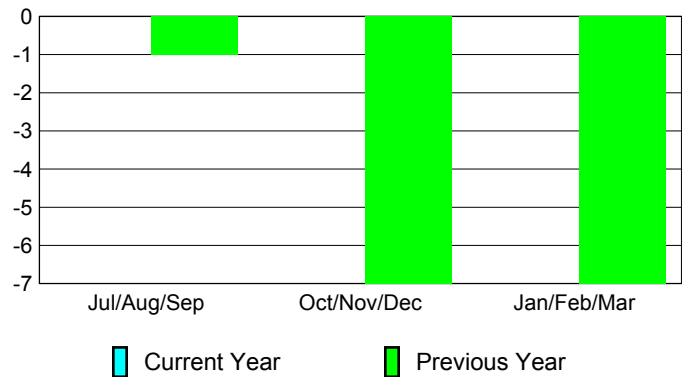
Membership Results 2008-2009

Goal, New, Dropped, Gain/Loss



Comparison of Membership Gain/Loss

Current Year Compared to the Previous Year



Gender Comparison 2008-2009

Male Female



2008-2009 GMT Quarterly Report for District (or Undistricted) District 26 M4



GMT: **LELAND KOLKMEYER**

Location: **MISSOURI**

GMT CA: **1 & 2**

CLUBS

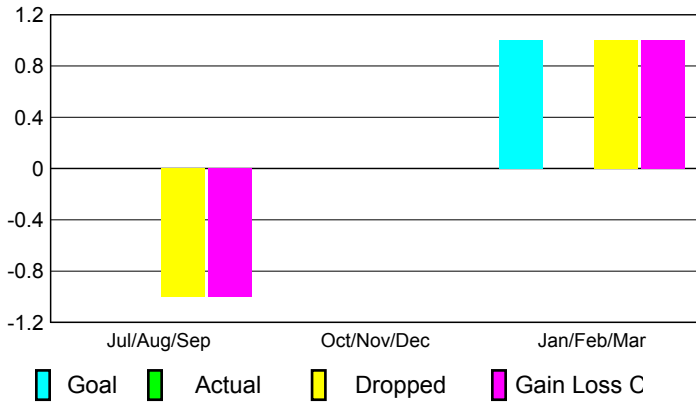
Club Results 2008-2009

Clubs 2007-2008

Month	New Club Goal	Actual New Clubs	Actual Dropped Clubs	Gain/Loss of Clubs	Gain/Loss of Clubs
Jul/Aug/Sep	0	0	-1	-1	0
Oct/Nov/Dec	0	0	0	0	0
Jan/Feb/Mar	1	0	1	1	0
Totals	1	0	0	0	0

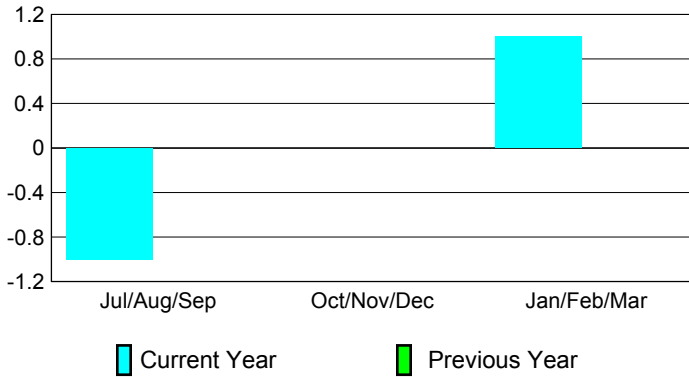
Club Results 2008-2009

Goal, New, Dropped, Gain/Loss



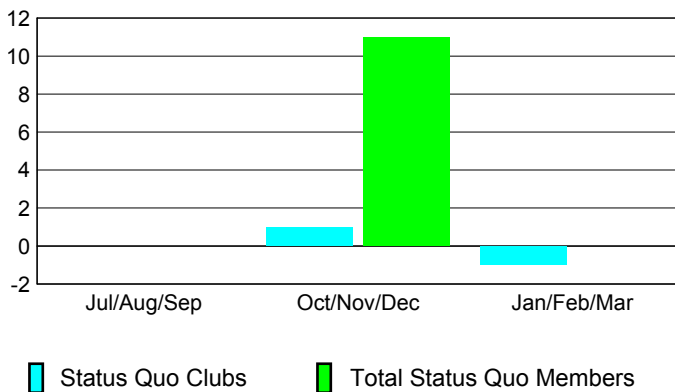
Comparison of Club Gain/Loss

Current Year Compared to the Previous Year



YTD Status Quo Clubs 2008-2009

Status Quo Clubs Compared to Status Quo Members



MEMBERSHIP

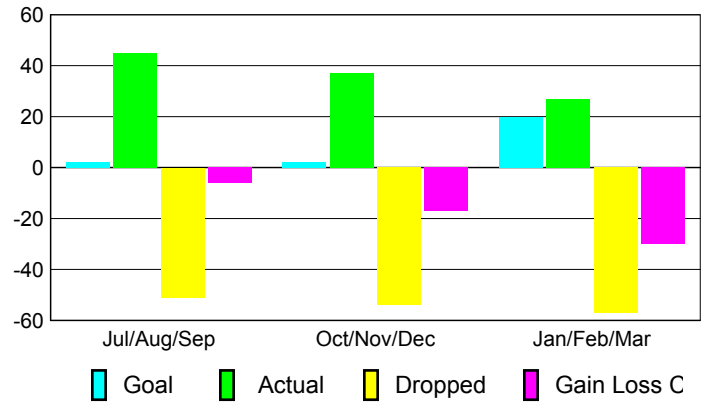
Membership Results 2008-2009

Membership 2007-2008

Month	Net Memb Goal	Actual New Memb	Actual Dropped Memb	Gain/Loss of Memb	Gain/Loss of Memb
Jul/Aug/Sep	2	45	-51	-6	5
Oct/Nov/Dec	2	37	-54	-17	1
Jan/Feb/Mar	20	27	-57	-30	-32
Totals	24	109	-162	-53	-26

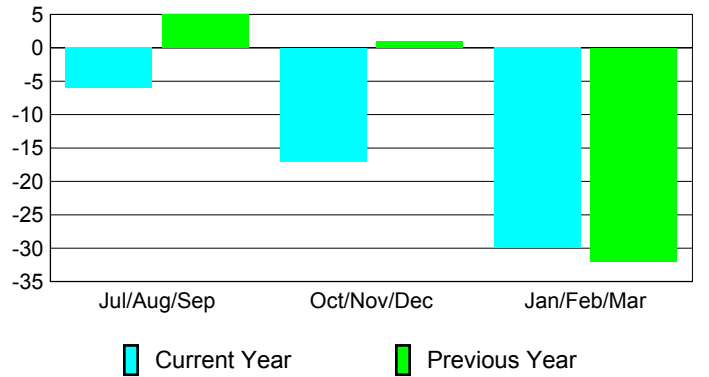
Membership Results 2008-2009

Goal, New, Dropped, Gain/Loss

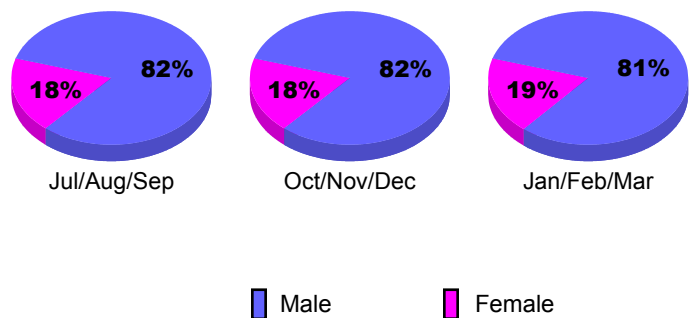


Comparison of Membership Gain/Loss

Current Year Compared to the Previous Year



Gender Comparison 2008-2009





2008-2009 GMT Quarterly Report for District (or Undistricted) **District 26 M5**



GMT: **LELAND KOLKMEYER**

Location: **MISSOURI**

GMT CA: **1 & 2**

CLUBS

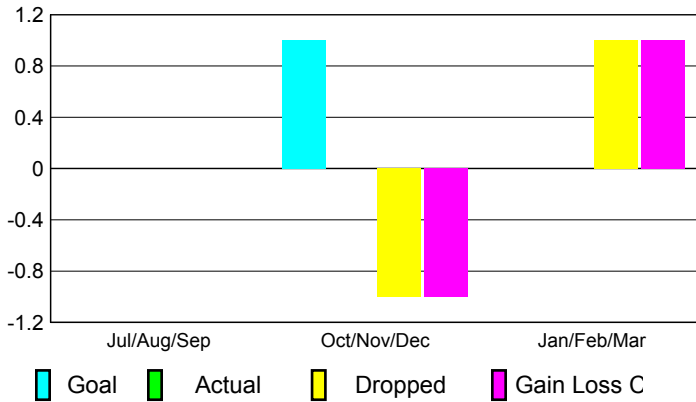
Club Results 2008-2009

Clubs 2007-2008

Month	New Club Goal	Actual New Clubs	Actual Dropped Clubs	Gain/Loss of Clubs	Gain/Loss of Clubs
Jul/Aug/Sep	0	0	0	0	0
Oct/Nov/Dec	1	0	-1	-1	1
Jan/Feb/Mar	0	0	1	1	0
Totals	1	0	0	0	1

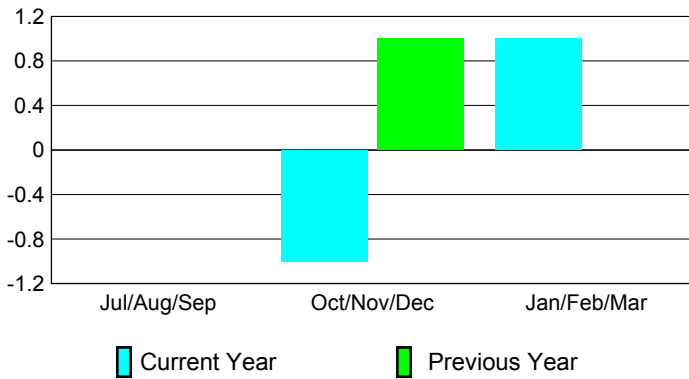
Club Results 2008-2009

Goal, New, Dropped, Gain/Loss



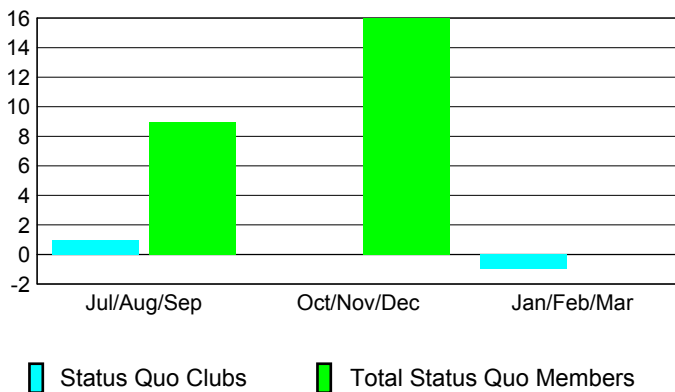
Comparison of Club Gain/Loss

Current Year Compared to the Previous Year



YTD Status Quo Clubs 2008-2009

Status Quo Clubs Compared to Status Quo Members



MEMBERSHIP

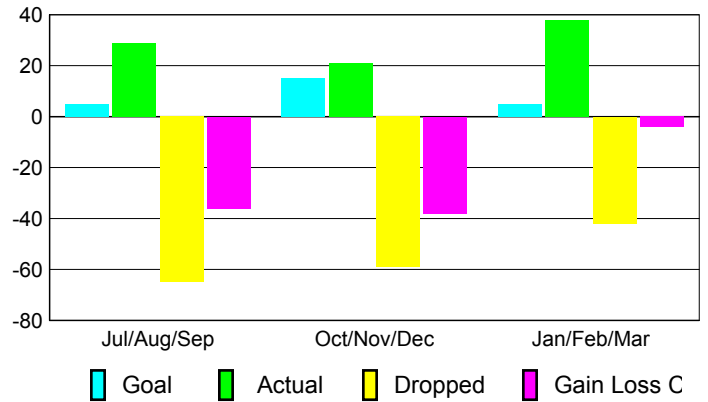
Membership Results 2008-2009

Membership 2007-2008

Month	Net Memb Goal	Actual New Memb	Actual Dropped Memb	Gain/Loss of Memb	Gain/Loss of Memb
Jul/Aug/Sep	5	29	-65	-36	19
Oct/Nov/Dec	15	21	-59	-38	27
Jan/Feb/Mar	5	38	-42	-4	-8
Totals	25	88	-166	-78	38

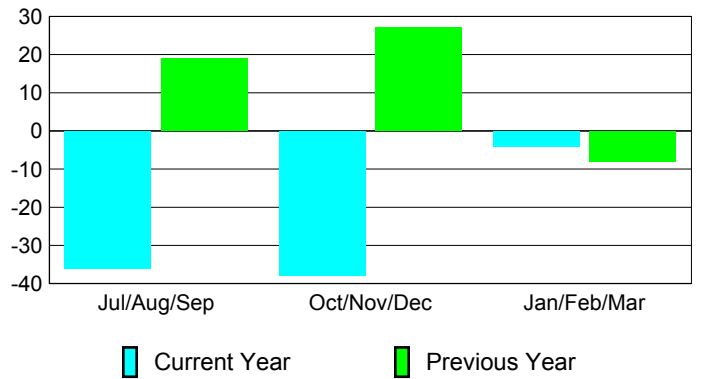
Membership Results 2008-2009

Goal, New, Dropped, Gain/Loss

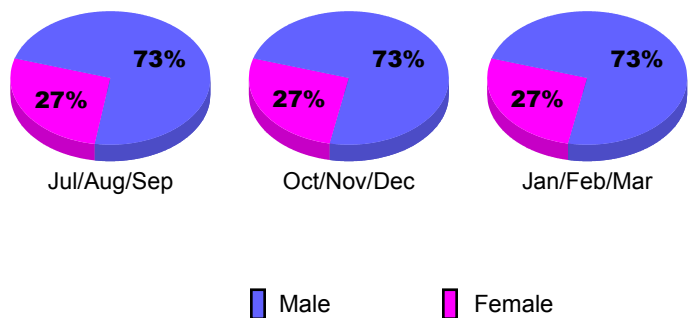


Comparison of Membership Gain/Loss

Current Year Compared to the Previous Year



Gender Comparison 2008-2009





2008-2009 GMT Quarterly Report for District (or Undistricted) District 26 M6



GMT: **LELAND KOLKMEYER**

Location: **MISSOURI**

GMT CA: **1 & 2**

CLUBS

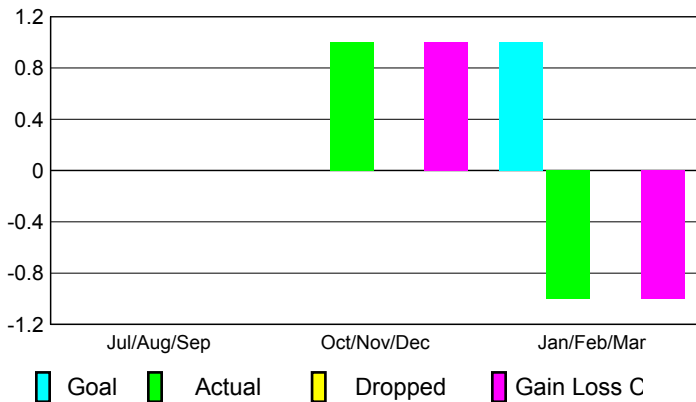
Club Results 2008-2009

Clubs 2007-2008

Month	New Club Goal	Actual New Clubs	Actual Dropped Clubs	Gain/Loss of Clubs	Gain/Loss of Clubs
Jul/Aug/Sep	0	0	0	0	0
Oct/Nov/Dec	0	1	0	1	1
Jan/Feb/Mar	1	-1	0	-1	0
Totals	1	0	0	0	1

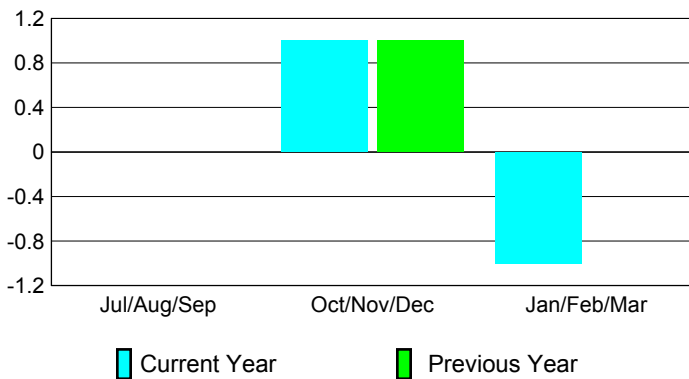
Club Results 2008-2009

Goal, New, Dropped, Gain/Loss




Comparison of Club Gain/Loss

Current Year Compared to the Previous Year



YTD Status Quo Clubs 2008-2009

Status Quo Clubs Compared to Status Quo Members



MEMBERSHIP

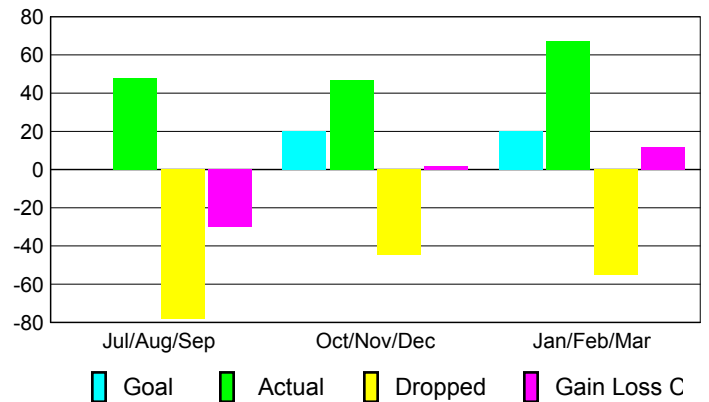
Membership Results 2008-2009

Membership 2007-2008

Month	Net Memb Goal	Actual New Memb	Actual Dropped Memb	Gain/Loss of Memb	Gain/Loss of Memb
Jul/Aug/Sep	0	48	-78	-30	14
Oct/Nov/Dec	20	47	-45	2	15
Jan/Feb/Mar	20	67	-55	12	-8
Totals	40	162	-178	-16	21

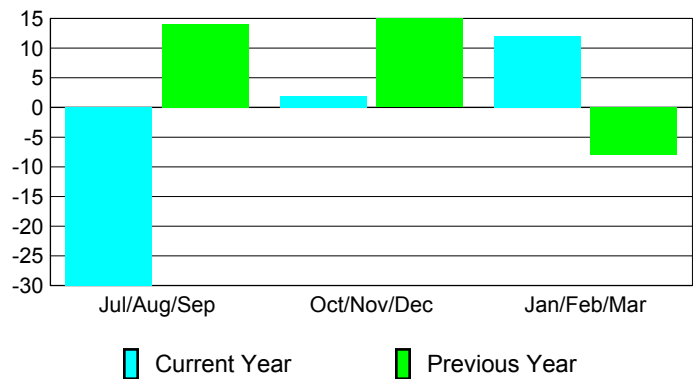
Membership Results 2008-2009

Goal, New, Dropped, Gain/Loss

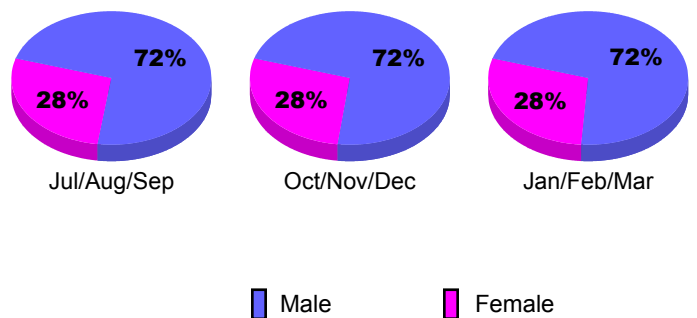


Comparison of Membership Gain/Loss

Current Year Compared to the Previous Year



Gender Comparison 2008-2009





2008-2009 GMT Quarterly Report for District (or Undistricted) District 26 M7



GMT: **LELAND KOLKMEYER**

Location: **MISSOURI**

GMT CA: **1 & 2**

CLUBS

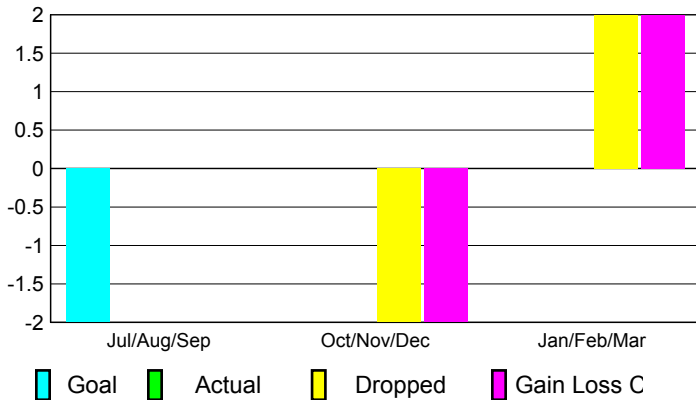
Club Results 2008-2009

Clubs 2007-2008

Month	New Club Goal	Actual New Clubs	Actual Dropped Clubs	Gain/Loss of Clubs	Gain/Loss of Clubs
Jul/Aug/Sep	-2	0	0	0	0
Oct/Nov/Dec	0	0	-2	-2	0
Jan/Feb/Mar	0	0	2	2	0
Totals	-2	0	0	0	0

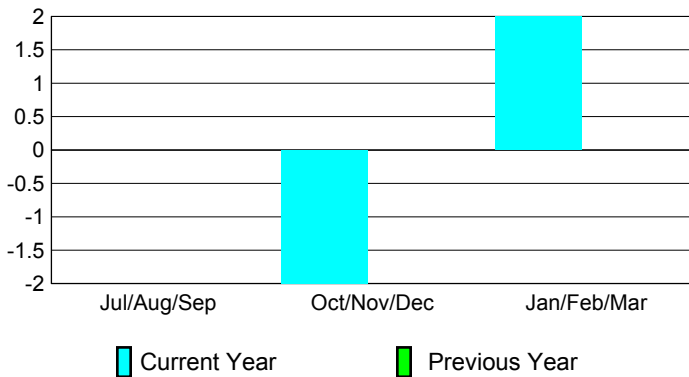
Club Results 2008-2009

Goal, New, Dropped, Gain/Loss



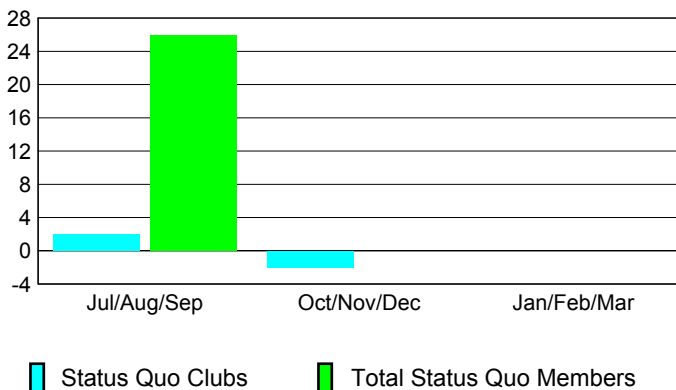
Comparison of Club Gain/Loss

Current Year Compared to the Previous Year



YTD Status Quo Clubs 2008-2009

Status Quo Clubs Compared to Status Quo Members



MEMBERSHIP

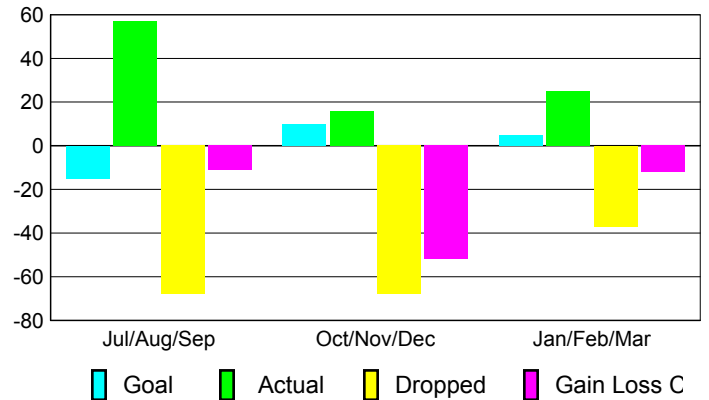
Membership Results 2008-2009

Membership 2007-2008

Month	Net Memb Goal	Actual New Memb	Actual Dropped Memb	Gain/Loss of Memb	Gain/Loss of Memb
Jul/Aug/Sep	-15	57	-68	-11	7
Oct/Nov/Dec	10	16	-68	-52	-13
Jan/Feb/Mar	5	25	-37	-12	-4
Totals	0	98	-173	-75	-10

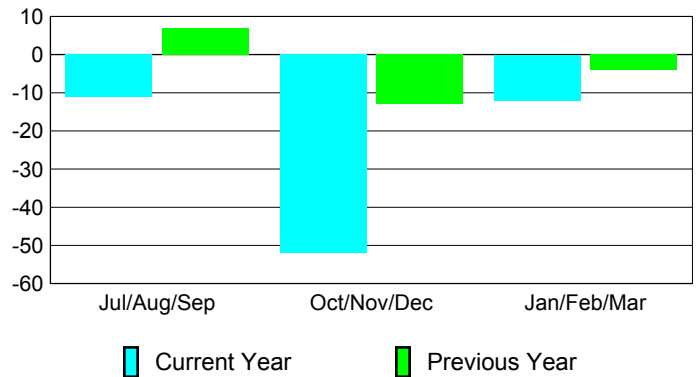
Membership Results 2008-2009

Goal, New, Dropped, Gain/Loss

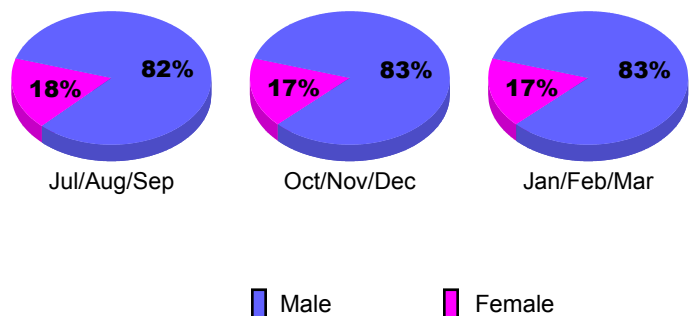


Comparison of Membership Gain/Loss

Current Year Compared to the Previous Year



Gender Comparison 2008-2009





2008-2009 GMT Quarterly Report for District (or Undistricted) **District 26 F**



GMT: **LELAND KOLKMEYER**

Location: **MISSOURI**

GMT CA: **1 & 2**

CLUBS

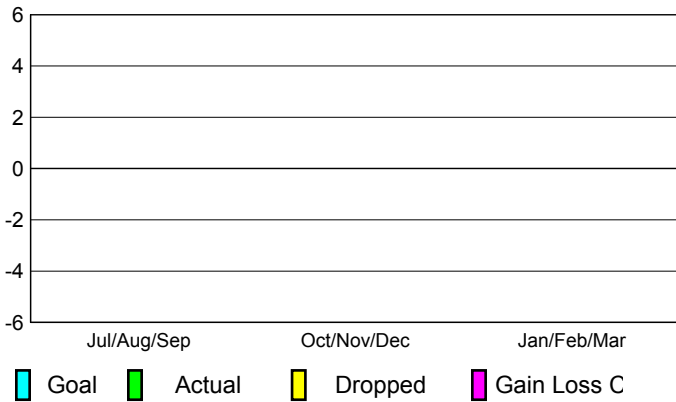
Club Results
2008-2009

Clubs
2007-2008

Month	New Club Goal	Actual New Clubs	Actual Dropped Clubs	Gain/Loss of Clubs	Gain/Loss of Clubs
Jul/Aug/Sep					0
Oct/Nov/Dec					0
Jan/Feb/Mar					-1
Totals					-1

Club Results 2008-2009

Goal, New, Dropped, Gain/Loss



MEMBERSHIP

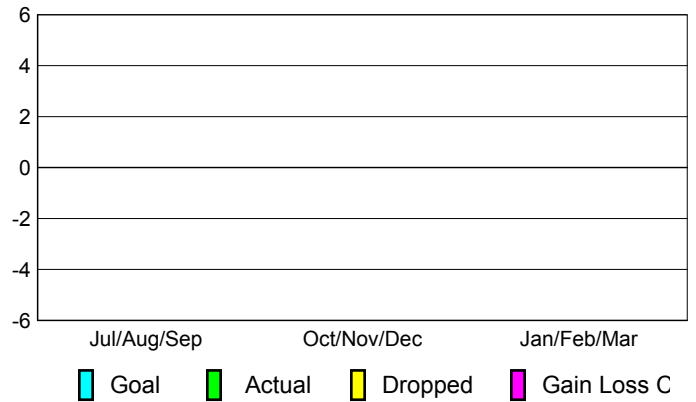
Membership Results
2008-2009

Membership
2007-2008

Month	Net Memb Goal	Actual New Memb	Actual Dropped Memb	Gain/Loss of Memb	Gain/Loss of Memb
Jul/Aug/Sep					0
Oct/Nov/Dec					0
Jan/Feb/Mar					-8
Totals					-8


Membership Results 2008-2009

Goal, New, Dropped, Gain/Loss




Comparison of Club Gain/Loss

Current Year Compared to the Previous Year




Comparison of Membership Gain/Loss

Current Year Compared to the Previous Year



YTD Status Quo Clubs 2008-2009

Status Quo Clubs Compared to Status Quo Members



Gender Comparison 2008-2009

Male Female



2008-2009 GMT Quarterly Report for District (or Undistricted) **District 26 G**



GMT: **LELAND KOLKMEYER**

Location: **MISSOURI**

GMT CA: **1 & 2**

CLUBS

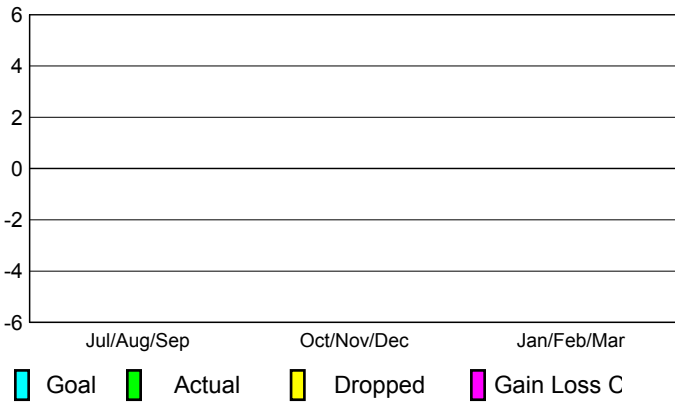
Club Results
2008-2009

Clubs
2007-2008

Month	New Club Goal	Actual New Clubs	Actual Dropped Clubs	Gain/Loss of Clubs	Gain/Loss of Clubs
Jul/Aug/Sep					0
Oct/Nov/Dec					-3
Jan/Feb/Mar					0
Totals					-3

Club Results 2008-2009

Goal, New, Dropped, Gain/Loss



MEMBERSHIP

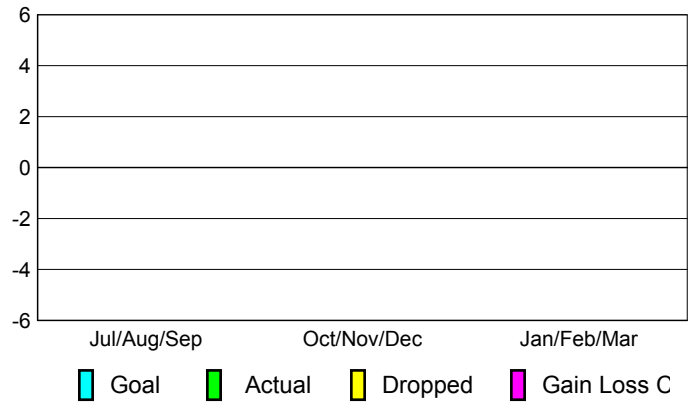
Membership Results
2008-2009

Membership
2007-2008

Month	Net Memb Goal	Actual New Memb	Actual Dropped Memb	Gain/Loss of Memb	Gain/Loss of Memb
Jul/Aug/Sep					-8
Oct/Nov/Dec					0
Jan/Feb/Mar					0
Totals					-8

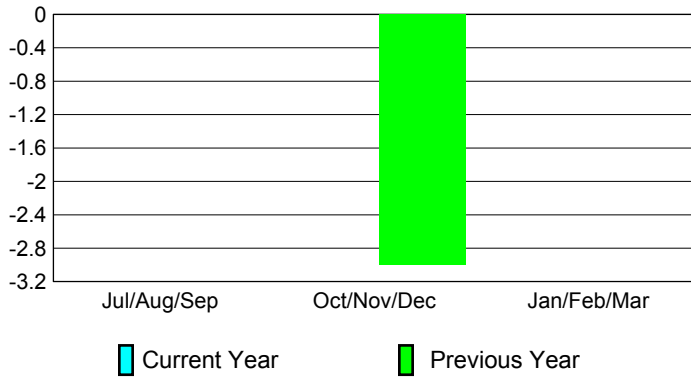
Membership Results 2008-2009

Goal, New, Dropped, Gain/Loss



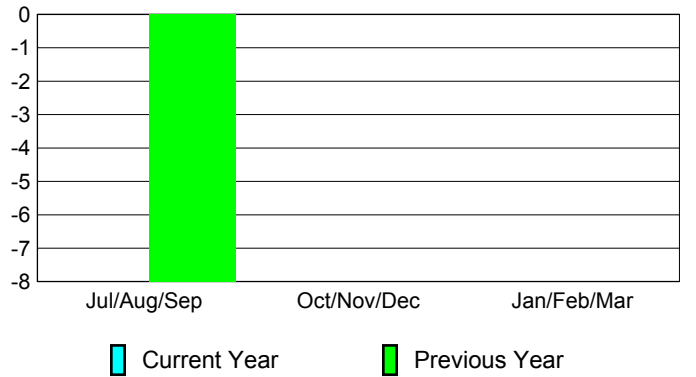
Comparison of Club Gain/Loss

Current Year Compared to the Previous Year




Comparison of Membership Gain/Loss

Current Year Compared to the Previous Year



YTD Status Quo Clubs 2008-2009

Status Quo Clubs Compared to Status Quo Members



Gender Comparison 2008-2009

Male Female



2008-2009 GMT Quarterly Report for District (or Undistricted) **District 26 I**



GMT: **LELAND KOLKMEYER**

Location: **MISSOURI**

GMT CA: **1 & 2**

CLUBS

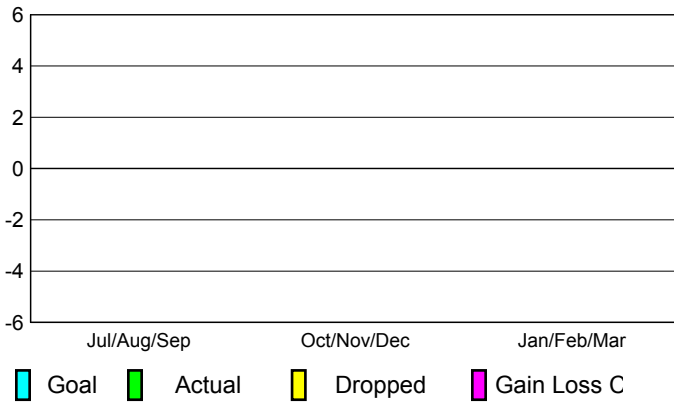
Club Results 2008-2009

Clubs 2007-2008

Month	New Club Goal	Actual New Clubs	Actual Dropped Clubs	Gain/Loss of Clubs	Gain/Loss of Clubs
Jul/Aug/Sep					0
Oct/Nov/Dec					0
Jan/Feb/Mar					-3
Totals					-3


Club Results 2008-2009

Goal, New, Dropped, Gain/Loss




Comparison of Club Gain/Loss

Current Year Compared to the Previous Year



YTD Status Quo Clubs 2008-2009

Status Quo Clubs Compared to Status Quo Members



MEMBERSHIP

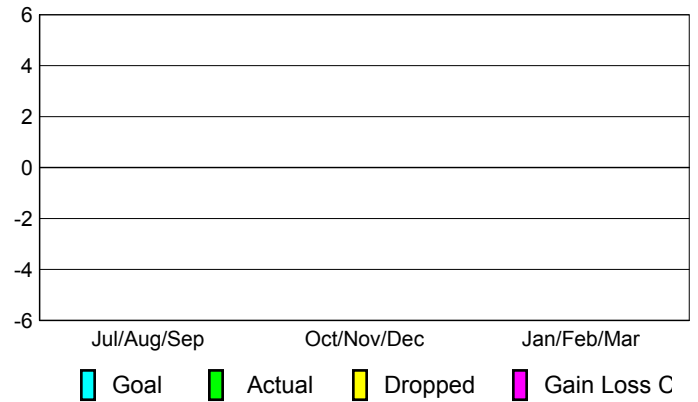
Membership Results 2008-2009

Membership 2007-2008

Month	Net Memb Goal	Actual New Memb	Actual Dropped Memb	Gain/Loss of Memb	Gain/Loss of Memb
Jul/Aug/Sep					5
Oct/Nov/Dec					0
Jan/Feb/Mar					-33
Totals					-28

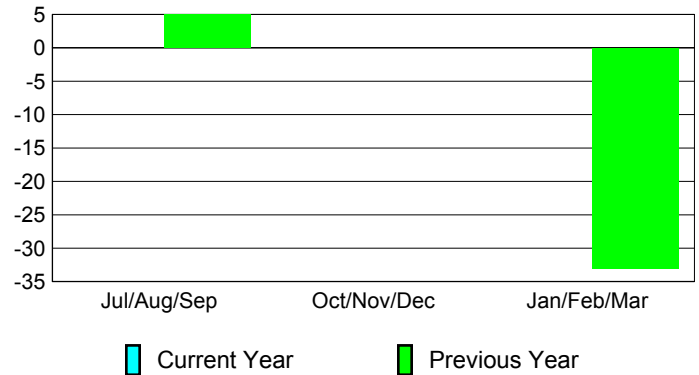
Membership Results 2008-2009

Goal, New, Dropped, Gain/Loss



Comparison of Membership Gain/Loss

Current Year Compared to the Previous Year



Gender Comparison 2008-2009

Male Female



2008-2009 GMT Quarterly Report for District (or Undistricted) **District 26 J**



GMT: **LELAND KOLKMEYER**

Location: **MISSOURI**

GMT CA: **1 & 2**

CLUBS

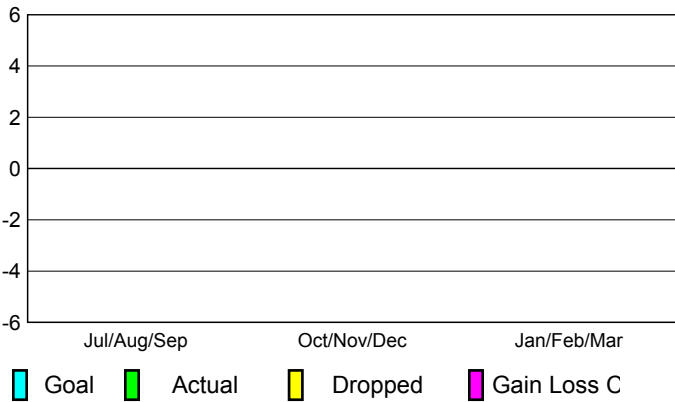
Club Results
2008-2009

Clubs
2007-2008

Month	New Club Goal	Actual New Clubs	Actual Dropped Clubs	Gain/Loss of Clubs	Gain/Loss of Clubs
Jul/Aug/Sep					0
Oct/Nov/Dec					-1
Jan/Feb/Mar					-1
Totals					-2

Club Results 2008-2009

Goal, New, Dropped, Gain/Loss



MEMBERSHIP

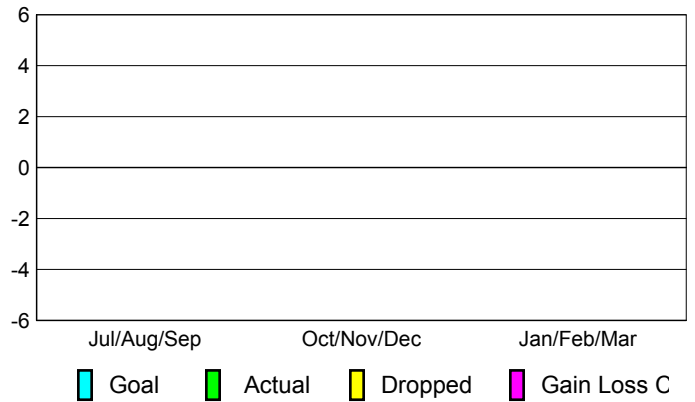
Membership Results
2008-2009

Membership
2007-2008

Month	Net Memb Goal	Actual New Memb	Actual Dropped Memb	Gain/Loss of Memb	Gain/Loss of Memb
Jul/Aug/Sep					0
Oct/Nov/Dec					-12
Jan/Feb/Mar					-14
Totals					-26

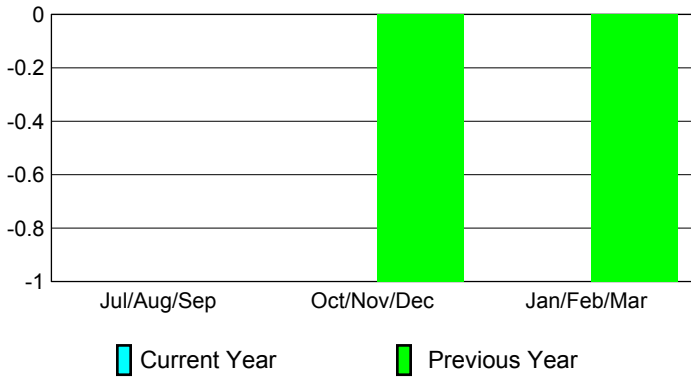
Membership Results 2008-2009

Goal, New, Dropped, Gain/Loss



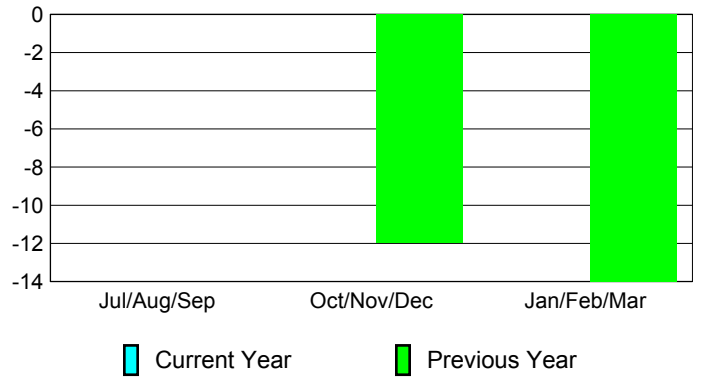
Comparison of Club Gain/Loss

Current Year Compared to the Previous Year




Comparison of Membership Gain/Loss

Current Year Compared to the Previous Year



YTD Status Quo Clubs 2008-2009

Status Quo Clubs Compared to Status Quo Members



Gender Comparison 2008-2009

Male Female